



RACE WEEKEND

Snetterton Circuit

10th & 11th September 2005



Results Provided by MST Sports Timing Ltd
www.msttiming.com

Waxoyl Classic Thunder Touring Car Championship QUALIFYING - RACE 1

POS	NO	CL	NAME	NAT	CAR	TIME	LAPS	GAP	MPH
1	32	A	Joss RONCHETTI		Talbot Sunbeam Lotus	1:28.376	10		79.51
2	38	A	Peter TAYLOR		Ford Sierra Cosworth	1:29.959	9	1.583	78.11
3	77	A	Kevin WILLIAMS		Ford Sierra Cosworth	1:30.506	4	2.130	77.64
4	69	B	Jody HALSE		BMW 325	1:30.747	10	2.371	77.43
5	50	B	Ashley HARGREAVES		Peugeot 205 GTI	1:31.793	10	3.417	76.55
6	1	B	Steve DILLON		Ford Escort MK1	1:33.403	9	5.027	75.23
7	92	A	Francis BUTCHER		Ford Capri	1:33.972	8	5.596	74.78
8	60	A	Edward CHRISTIE		BMW M3	1:34.458	9	6.082	74.39
9	90	E	Neal MILLS		BMW M3	1:34.972	9	6.596	73.99
10	88	A	Nigel GARRETT		Rover SDI	1:35.916	2	7.540	73.26
11	47	B	Mark McLENNAN		BMW 325i	1:40.785	8	12.409	69.72
12	44	B	Norman Henry RICKETT		BMW 1602	1:41.065	9	12.689	69.53
13	10	A	David EDWARDS		Chevrolet Camaro	1:41.678	7	13.302	69.11
14	30	F	Gary COLE		Citroen BX 16v	1:44.228	8	15.852	67.42
15	28	F	Hugh POSTON		Ford Fiesta	1:46.634	8	18.258	65.90
16	4	F	Mark BAKER		Alfa Romeo Sprint	1:47.431	8	19.055	65.41
17	89	B	Richard LANGEVELD		Ford Capri 3.0s	1:49.086	8	20.710	64.41
18	53	F	Tom BATESON		Volkswagen Scirocco GT	1:52.297	7	23.921	62.57
19	61	B	Graham PRICE		BMW Turbo	2:02.746	7	34.370	57.25

Car No's 10 & 50 need working transponders please. Car No 88 - 2 laps only.

Weather / Track : Cloudy / Wet

These results are provisional until the conclusion of any judicial and technical matters.

Snetterton

Circuit Length = 1.9520 miles.

Start: 09:25 End: 09:40

Clerk Of Course:	Stewards:	Timekeeper:

Waxoyl Classic Thunder Touring Car Championship

QUALIFYING - LAP ANALYSIS

1	Steve DILLON	Ford Escort MK1
1 -	2:17.014	6 - 1:36.663
2 -	1:38.376	7 - 1:34.620
3 -	1:36.121	8 - 1:34.769
4 -	1:36.371	9 - 1:33.403
5 -	1:33.979	
4	Mark BAKER	Alfa Romeo Sprint
1 -	2:26.510	6 - 1:47.431
2 -	1:53.232	7 - 1:52.042
3 -	1:51.397	8 - 1:47.719
4 -	1:59.901	
5 -	1:48.987	
10	David EDWARDS	Chevrolet Camaro
1 -	2:16.056	6 - 1:43.213
2 -	1:46.167	7 - 1:41.678
3 -	1:45.085	
4 -	1:45.797	
5 -	1:45.223	
28	Hugh POSTON	Ford Fiesta
1 -	2:31.182	6 - 1:46.634
2 -	1:51.611	7 - 1:47.931
3 -	1:49.300	8 - 1:50.763
4 -	1:48.987	
5 -	1:47.563	
30	Gary COLE	Citroen BX 16v
1 -	2:34.890	6 - 1:46.512
2 -	1:51.400	7 - 1:45.592
3 -	1:49.568	8 - 1:44.228
4 -	1:49.425	
5 -	1:48.256	
32	Joss RONCHETTI	Talbot Sunbeam Lotus
1 -	2:14.593	6 - 1:31.036
2 -	1:31.966	7 - 1:30.712
3 -	1:38.370	8 - 1:28.917
4 -	1:30.610	9 - 1:28.376
5 -	1:29.422	10 - 1:28.646

Car No's 10 & 50 need working transponders please. Car No 88 - 2 laps only.
Weather / Track : Cloudy / Wet

Snetterton
Circuit Length = 1.9520 miles.
Start: 09:25 End: 09:40

Waxoyl Classic Thunder Touring Car Championship

QUALIFYING - LAP ANALYSIS

(contd.)

38	Peter TAYLOR	Ford Sierra Cosworth
1 -	2:12.724	6 - 1:30.622
2 -	1:32.157	7 - 1:37.192
3 -	1:40.826	8 - 1:31.489
4 -	1:32.240	9 - 2:31.722P
5 -	1:29.959	
44	Norman Henry RICKETT	BMW 1602
1 -	2:00.540	6 - 2:12.544
2 -	1:42.458	7 - 1:41.065
3 -	1:44.365	8 - 1:41.707
4 -	1:41.086	9 - 1:45.754
5 -	1:42.181	
47	Mark McLENNAN	BMW 325i
1 -	2:25.198	6 - 1:40.785
2 -	1:48.696	7 - 2:31.656
3 -	1:42.635	8 - 1:43.133
4 -	1:41.945	
5 -	1:58.231	
50	Ashley HARGREAVES	Peugeot 205 GTI
1 -	1:54.719	6 - 1:33.062
2 -	1:39.327	7 - 1:33.014
3 -	1:33.464	8 - 1:31.921
4 -	1:32.211	9 - 1:32.240
5 -	1:31.793	10 - 1:33.113
53	Tom BATESON	Volkswagen Scirocco GT
1 -	2:21.895	6 - 1:52.540
2 -	1:56.841	7 - 1:55.127
3 -	1:57.365	
4 -	1:52.297	
5 -	3:59.077P	
60	Edward CHRISTIE	BMW M3
1 -	2:07.725	6 - 1:35.626
2 -	1:41.697	7 - 1:34.458
3 -	1:38.004	8 - 1:36.669
4 -	1:42.250	9 - 1:36.495
5 -	1:37.579	

Car No's 10 & 50 need working transponders please. Car No 88 - 2 laps only.
Weather / Track : Cloudy / Wet

Snetterton
Circuit Length = 1.9520 miles.
Start: 09:25 End: 09:40

Waxoyl Classic Thunder Touring Car Championship

QUALIFYING - LAP ANALYSIS

(contd.)

61	Graham PRICE	BMW Turbo
1 -	2:48.465	6 - 2:07.532
2 -	2:02.746	7 - 2:06.730
3 -	2:14.194	
4 -	2:12.631	
5 -	2:05.316	
69	Jody HALSE	BMW 325
1 -	2:22.409	6 - 1:31.334
2 -	1:35.204	7 - 1:32.068
3 -	1:34.971	8 - 1:31.822
4 -	1:34.255	9 - 1:31.221
5 -	1:30.747	10 - 1:30.893
77	Kevin WILLIAMS	Ford Sierra Cosworth
1 -	8:42.810	
2 -	1:30.506	
3 -	1:31.369	
4 -	2:21.384P	
88	Nigel GARRETT	Rover SDI
1 -	2:04.835	
2 -	1:35.916	
89	Richard LANGEVELD	Ford Capri 3.0s
1 -	2:19.061	6 - 1:49.086
2 -	1:57.340	7 - 1:49.586
3 -	1:55.185	8 - 1:57.902
4 -	1:52.752	
5 -	1:49.866	
90	Neal MILLS	BMW M3
1 -	2:27.758	6 - 1:36.575
2 -	1:42.882	7 - 1:35.189
3 -	1:38.211	8 - 1:34.972
4 -	1:36.750	9 - 1:36.134
5 -	1:36.437	

Car No's 10 & 50 need working transponders please. Car No 88 - 2 laps only.
Weather / Track : Cloudy / Wet

Snetterton
Circuit Length = 1.9520 miles.
Start: 09:25 End: 09:40

Waxoyl Classic Thunder Touring Car Championship QUALIFYING - LAP ANALYSIS


(contd.)

92	Francis BUTCHER	Ford Capri
1 - 2:21.948	6 - 1:35.089	
2 - 1:40.598	7 - 1:33.972	
3 - 1:35.364	8 - 1:38.882	
4 - 1:36.034		
5 - 1:37.302		

Car No's 10 & 50 need working transponders please. Car No 88 - 2 laps only.
Weather / Track : Cloudy / Wet

Waxoyl Classic Thunder Touring Car Championship

GRID - RACE 1

ROW 10	61	PRICE	
ROW 9	89	LANGEVELD	53 BATESON
ROW 8	28	POSTON	4 BAKER
ROW 7	10	EDWARDS	30 COLE
ROW 6	47	McLENNAN	44 RICKETT
ROW 5	90	MILLS	88 GARRETT
ROW 4	92	BUTCHER	60 CHRISTIE
ROW 3	50	HARGREAVES	1 DILLON
ROW 2	77	WILLIAMS	69 HALSE
ROW 1	32	RONCHETTI	38 TAYLOR
POLE			
			

Car No's 10 & 50 need working transponders please. Car No 88 - 2 laps only.

Weather / Track : Cloudy / Wet

These results are provisional until the conclusion of any judicial and technical matters.

Snetterton

Circuit Length = 1.9520 miles.

Start: 09:25 End: 09:40

Clerk Of Course:

Stewards:

Timekeeper:

Waxoyl Classic Thunder Touring Car Championship

RACE CLASSIFICATION - RACE 1

POS	NO	CL	NAME	NAT	CAR	TIME	LAPS	GAP	MPH	BEST
1	32	A	Joss RONCHETTI		Talbot Sunbeam Lotus	18:22.349	12		76.49	1:29.417
2	69	B	Jody HALSE		BMW 325	18:38.434	12	16.085	75.39	1:31.229
3	38	A	Peter TAYLOR		Ford Sierra Cosworth	19:11.173	12	48.824	73.25	1:33.079
4	92	A	Francis BUTCHER		Ford Capri	19:19.486	12	57.137	72.72	1:33.677
5	90	E	Neal MILLS		BMW M3	19:19.982	12	57.633	72.69	1:32.363
6	60	A	Edward CHRISTIE		BMW M3	19:32.060	12	1:09.711	71.94	1:33.913
7	1	B	Steve DILLON		Ford Escort MK1	19:39.971	12	1:17.622	71.46	1:36.130
8	44	B	Norman Henry RICKETT		BMW 1602	18:48.738	11	1 LAP	68.48	1:40.303
9	47	B	Mark McLENNAN		BMW 325i	19:29.073	11	1 LAP	66.12	1:41.046
10	10	A	David EDWARDS		Chevrolet Camaro	19:41.910	11	1 LAP	65.40	1:44.061
11	30	F	Gary COLE		Citroen BX 16v	19:55.174	11	1 LAP	64.67	1:43.968
12	28	F	Hugh POSTON		Ford Fiesta	18:28.903	10	2 LAPS	63.37	1:46.147
13	89	B	Richard LANGEVELD		Ford Capri 3.0s	18:45.707	10	2 LAPS	62.42	1:48.125
14	4	F	Mark BAKER		Alfa Romeo Sprint	18:56.341	10	2 LAPS	61.84	1:50.359

NOT CLASSIFIED

50	B	Ashley HARGREAVES		Peugeot 205 GTI	8:17.573	5	D.N.F.	70.61	1:36.577
53	F	Tom BATESON		Volkswagen Scirocco GT	10:46.598	5	D.N.F.	54.34	1:53.663
61	B	Graham PRICE		BMW Turbo		0	D.N.F.	N/A	
88	A	Nigel GARRETT		Rover SDI		0	D.N.F.	N/A	

FASTEST LAP

32	A	Joss RONCHETTI		Talbot Sunbeam Lotus	1:29.417	8	78.58mph	126.47kph
69	B	Jody HALSE		BMW 325	1:31.229	9	77.02mph	123.96kph
90	E	Neal MILLS		BMW M3	1:32.363	9	76.08mph	122.44kph
30	F	Gary COLE		Citroen BX 16v	1:43.968	8	67.59mph	108.77kph

Weather / Track : Cloudy / Wet

These results are provisional until the conclusion of any judicial and technical matters.

Snetterton
Circuit Length = 1.9520 miles.
Start: 12:39 End: 12:57

Clerk Of Course:	Stewards:	Timekeeper:
------------------	-----------	-------------

Waxoyl Classic Thunder Touring Car Championship

RACE CLASSIFICATION - RACE 1 - LAP CHART

Lap 1			Lap 2			Lap 3			Lap 4			Lap 5		
No	Behind	Laptime	No	Behind	Laptime	No	Behind	Laptime	No	Behind	Laptime	No	Behind	Laptime
69		1:42.800	32		1:31.997	32		1:31.987	32		1:30.766	32		1:30.832
32	1.485	1:44.285	69	1.692	1:35.174	69	2.612	1:32.907	69	4.083	1:32.237	69	4.692	1:31.441
1	2.938	1:45.738	1	6.664	1:37.208	1	13.006	1:38.329	38	15.935	1:33.696	53	1 LAP	1:57.763
50	4.484	1:47.284	38	9.466	1:35.899	38	13.005	1:35.526	1	19.767	1:37.527	38	18.182	1:33.079
92	6.989	1:49.789	50	9.465	1:38.463	50	14.899	1:37.421	50	20.710	1:36.577	1	27.098	1:38.163
38	7.049	1:49.849	92	13.039	1:39.532	92	17.710	1:36.658	92	21.993	1:35.049	92	27.706	1:36.545
60	8.880	1:51.680	60	15.100	1:39.702	60	20.913	1:37.800	60	25.849	1:35.702	50	27.706	1:37.828
90	9.227	1:52.027	90	15.929	1:40.184	90	20.915	1:36.973	90	26.416	1:36.267	60	29.949	1:34.932
44	10.661	1:53.461	44	19.670	1:42.491	44	28.968	1:41.285	44	40.405	1:42.203	90	30.546	1:34.962
47	16.266	1:59.066	47	31.087	1:48.303	47	45.807	1:46.707	47	59.629	1:44.588	44	50.822	1:41.249
30	21.920	2:04.720	10	35.900	1:48.003	10	52.585	1:48.672	10	1:07.213	1:45.394	47	1:12.913	1:44.116
28	22.639	2:05.439	30	38.821	1:50.383	30	54.007	1:47.173	30	1:10.034	1:46.793	10	1:23.330	1:46.949
10	21.379	2:04.179	28	40.722	1:51.565	28	58.894	1:50.159	28	1:16.703	1:48.575	30	1:25.496	1:46.294
4	23.828	2:06.628	4	44.018	1:53.672	4	1:05.135	1:53.104	4	1:25.217	1:50.848			
53	27.884	2:10.684	89	51.152	1:54.171	89	1:10.546	1:51.381	89	1:30.112	1:50.332			
89	30.463	2:13.263	53	52.824	1:58.422	53	1:14.500	1:53.663						

Waxoyl Classic Thunder Touring Car Championship
RACE CLASSIFICATION - RACE 1 - LAP CHART
 (contd.)

Lap 6			Lap 7			Lap 8			Lap 9			Lap 10		
No	Behind	Laptime	No	Behind	Laptime	No	Behind	Laptime	No	Behind	Laptime	No	Behind	Laptime
32		1:31.313	32		1:29.889	32		1:29.417	32		1:30.244	32		1:30.786
69	4.873	1:31.494	10	1 LAP	1:44.538	47	1 LAP	1:41.640	69	10.483	1:31.229	44	1 LAP	1:43.063
28	1 LAP	1:50.797	69	7.249	1:32.265	69	9.498	1:31.666	47	1 LAP	1:42.114	69	11.401	1:31.704
4	1 LAP	1:52.644	30	1 LAP	1:47.206	10	1 LAP	1:44.772	10	1 LAP	1:44.061	47	1 LAP	1:41.046
89	1 LAP	1:49.499	28	1 LAP	1:47.591	30	1 LAP	1:47.104	38	36.625	1:34.849	38	39.766	1:33.927
38	22.178	1:35.309	38	27.373	1:35.084	38	32.020	1:34.064	30	1 LAP	1:43.968	92	49.900	1:34.275
1	33.173	1:37.388	89	1 LAP	1:48.547	92	42.442	1:34.064	92	46.411	1:34.213	10	1 LAP	1:45.145
92	33.332	1:36.939	92	37.795	1:34.352	90	45.214	1:34.266	90	47.333	1:32.363	90	50.914	1:34.367
60	34.126	1:35.490	4	1 LAP	1:52.043	28	1 LAP	1:52.344	1	53.796	1:36.653	30	1 LAP	1:45.907
90	35.250	1:36.017	1	39.685	1:36.401	1	47.387	1:37.119	60	54.440	1:36.776	1	59.140	1:36.130
44	1:01.298	1:41.789	90	40.365	1:35.004	60	47.908	1:36.396	28	1 LAP	1:47.584	60	59.435	1:35.781
53	1 LAP	2:46.066P	60	40.929	1:36.692	89	1 LAP	1:52.144	89	1 LAP	1:48.125	28	1 LAP	1:46.147
47	1:24.292	1:42.692	44	1:12.585	1:41.176	4	1 LAP	1:52.814	4	1 LAP	1:50.782			
						44	1:24.432	1:41.264						

Weather / Track : Cloudy / Wet

Snetterton
 Circuit Length = 1.9520 miles.
 Start: 12:39 End: 12:57

Waxoyl Classic Thunder Touring Car Championship
RACE CLASSIFICATION - RACE 1 - LAP CHART
 (contd.)

Lap 11			Lap 12			Lap 13			Lap 14			Lap 15		
No	Behind	Laptime	No	Behind	Laptime	No	Behind	Laptime	No	Behind	Laptime	No	Behind	Laptime
32		1:29.602	32		1:31.231									
89	2 LAPS	1:48.853	28	2 LAPS	1:48.702									
4	2 LAPS	1:50.359	69	16.085	1:32.230									
69	15.086	1:33.287	89	2 LAPS	1:49.392									
44	1 LAP	1:40.303	44	1 LAP	1:40.454									
38	44.880	1:34.716	4	2 LAPS	1:53.447									
92	53.975	1:33.677	38	48.824	1:35.175									
90	54.944	1:33.632	92	57.137	1:34.393									
47	1 LAP	1:55.833	90	57.633	1:33.920									
1	1:06.417	1:36.879	47	1 LAP	1:42.968									
10	1 LAP	1:46.005	60	1:09.711	1:33.913									
60	1:07.029	1:37.196	1	1:17.622	1:42.436									
30	1 LAP	1:47.764	10	1 LAP	1:44.192									
			30	1 LAP	1:47.862									

Waxoyl Classic Thunder Touring Car Championship

GRID - RACE 9 - AMENDED

ROW 11	62	WATSON	
ROW 10	11	JONES	20
ROW 9	61	PRICE	88
ROW 8	50	HARGREAVES	53
ROW 7	89	LANGEVELD	4
ROW 6	30	COLE	28
ROW 5	47	McLENNAN	10
ROW 4	1	DILLON	44
ROW 3	90	MILLS	60
ROW 2	38	TAYLOR	92
ROW 1	32	RONCHETTI	69
		POLE	

Weather / Track : Cloudy / Wet
 These times are provisional until the conclusion of any judicial and technical matters.

Snetterton
 Circuit Length = 1.9520 miles.
 Start: 12:39 End: 12:57

Clerk Of Course:	Stewards:	Timekeeper:
------------------	-----------	-------------

Waxoyl Classic Thunder Touring Car Championship

RACE CLASSIFICATION - RACE 9

POS	NO	CL	NAME	NAT	CAR	TIME	LAPS	GAP	MPH	BEST
1	20	A	David BRODIE		Ford Sapphire	15:49.946	12		88.77	1:15.974
2	38	A	Peter TAYLOR		Ford Sierra Cosworth	16:10.562	12	20.616	86.88	1:18.754
3	32	A	Joss RONCHETTI		Talbot Sunbeam Lotus	16:12.052	12	22.106	86.75	1:19.040
4	11	A	Steve JONES		Ford RS500 Cosworth	16:16.101	12	26.155	86.39	1:17.969
5	88	A	Nigel GARRETT		Rover SDI	16:37.915	12	47.969	84.50	1:20.023
6	1	B	Steve DILLON		Ford Escort MK1	16:40.630	12	50.684	84.27	1:21.442
7	62	B	Tim WATSON		Ford Fiesta	16:41.344	12	51.398	84.21	1:20.162
8	69	B	Jody HALSE		BMW 325	16:44.515	12	54.569	83.94	1:21.339
9	92	A	Francis BUTCHER		Ford Capri	16:50.427	12	1:00.481	83.45	1:22.350
10	44	B	Norman Henry RICKETT		BMW 1602	16:55.863	12	1:05.917	83.01	1:22.623
11	47	B	Mark McLENNAN		BMW 325i	15:53.946	11	1 LAP	81.03	1:25.085
12	10	A	David EDWARDS		Chevrolet Camaro	15:58.066	11	1 LAP	80.68	1:24.697
13	60	A	Edward CHRISTIE		BMW M3	16:09.330	11	1 LAP	79.74	1:25.157
14	90	E	Neal MILLS		BMW M3	16:09.517	11	1 LAP	79.73	1:24.739
15	89	B	Richard LANGEVELD		Ford Capri 3.0s	16:38.506	11	1 LAP	77.41	1:28.237
16	30	F	Gary COLE		Citroen BX 16v	16:45.093	11	1 LAP	76.90	1:28.764
17	61	B	Graham PRICE		BMW Turbo	16:49.370	11	1 LAP	76.58	1:27.447
18	53	F	Tom BATESON		Volkswagen Scirocco GT	17:03.366	11	1 LAP	75.53	1:29.797
19	28	F	Hugh POSTON		Ford Fiesta	17:09.336	11	1 LAP	75.09	1:31.118
20	4	F	Mark BAKER		Alfa Romeo Sprint	17:12.741	11	1 LAP	74.84	1:31.911

FASTEST LAP

20	A	David BRODIE	Ford Sapphire	1:15.974	3	92.49mph	148.85kph
62	B	Tim WATSON	Ford Fiesta	1:20.162	2	87.66mph	141.07kph
90	E	Neal MILLS	BMW M3	1:24.739	5	82.92mph	133.45kph
30	F	Gary COLE	Citroen BX 16v	1:28.764	9	79.16mph	127.40kph

Weather / Track : Cloudy / Dry

These results are provisional until the conclusion of any judicial and technical matters.

Snetterton

Circuit Length = 1.9520 miles.

Start: 14:02 End: 14:18

Clerk Of Course:	Stewards:	Timekeeper:

Waxoyl Classic Thunder Touring Car Championship

RACE CLASSIFICATION - RACE 9 - LAP CHART

Lap 1			Lap 2			Lap 3			Lap 4			Lap 5		
No	Behind	Laptime	No	Behind	Laptime	No	Behind	Laptime	No	Behind	Laptime	No	Behind	Laptime
32		1:28.442	32		1:21.011	32		1:19.965	32		1:19.706	20		1:17.575
69	2.165	1:30.607	38	2.320	1:20.073	38	1.740	1:19.385	20	0.441	1:17.720	32	1.690	1:19.706
38	3.258	1:31.700	1	4.625	1:21.442	20	2.427	1:15.974	38	2.223	1:20.189	38	3.036	1:18.829
92	3.404	1:31.846	20	6.418	1:18.289	1	6.447	1:21.787	1	10.939	1:24.198	1	16.712	1:23.789
1	4.194	1:32.636	92	6.953	1:24.560	62	8.268	1:20.368	62	11.147	1:22.585	11	16.714	1:19.193
44	5.090	1:33.532	69	7.180	1:26.026	92	11.730	1:24.742	11	15.537	1:19.721	62	16.959	1:23.828
47	8.592	1:37.034	62	7.865	1:20.162	44	12.838	1:24.097	92	15.828	1:23.804	92	21.800	1:23.988
62	8.714	1:37.156	44	8.706	1:24.627	69	14.138	1:26.923	69	18.006	1:23.574	69	23.661	1:23.671
20	9.140	1:37.582	11	15.382	1:24.394	11	15.522	1:20.105	44	18.121	1:24.989	88	24.083	1:20.381
60	9.952	1:38.394	47	15.437	1:27.856	88	20.743	1:21.942	88	21.718	1:20.681	44	24.373	1:24.268
30	11.036	1:39.478	60	18.588	1:29.647	47	21.686	1:26.214	47	27.189	1:25.209	47	34.788	1:25.615
10	11.538	1:39.980	88	18.766	1:26.496	10	25.333	1:25.466	10	31.826	1:26.199	10	40.354	1:26.544
90	11.598	1:40.040	10	19.832	1:29.305	60	27.027	1:28.404	60	33.499	1:26.178	60	42.380	1:26.897
11	11.999	1:40.441	30	19.902	1:29.877	90	29.886	1:28.086	90	35.991	1:25.811	90	42.714	1:24.739
88	13.281	1:41.723	90	21.765	1:31.178	30	29.867	1:29.930	30	40.856	1:30.695	89	52.480	1:28.237
89	16.430	1:44.872	89	23.815	1:28.396	89	32.845	1:28.995	89	42.259	1:29.120	30	54.153	1:31.313
4	16.826	1:45.268	28	28.281	1:31.670	28	39.925	1:31.609	28	51.814	1:31.595	28	1:07.688	1:33.890
28	17.622	1:46.064	4	29.084	1:33.269	53	41.297	1:31.898	53	53.559	1:31.968	53	1:07.966	1:32.423
53	18.541	1:46.983	53	29.364	1:31.834	4	42.527	1:33.408	4	54.732	1:31.911	4	1:09.904	1:33.188
61	21.331	1:49.773	61	33.790	1:33.470	61	46.109	1:32.284	61	56.745	1:30.342	61	1:10.028	1:31.299

Waxoyl Classic Thunder Touring Car Championship
RACE CLASSIFICATION - RACE 9 - LAP CHART
 (contd.)

Lap 6			Lap 7			Lap 8			Lap 9			Lap 10		
No	Behind	Laptime	No	Behind	Laptime	No	Behind	Laptime	No	Behind	Laptime	No	Behind	Laptime
20		1:17.110	20		1:19.250	20		1:17.942	20		1:17.224	20		1:17.701
32	4.114	1:19.534	53	1 LAP	1:32.137	30	1 LAP	1:30.265	89	1 LAP	1:30.660	60	1 LAP	1:27.987
38	4.680	1:18.754	28	1 LAP	1:33.956	38	9.805	1:21.847	38	12.215	1:19.634	90	1 LAP	1:28.267
11	17.990	1:18.386	61	1 LAP	1:31.620	32	10.621	1:22.910	32	14.241	1:20.844	38	15.455	1:20.941
1	22.402	1:22.800	32	5.653	1:20.789	61	1 LAP	1:27.598	30	1 LAP	1:30.206	32	15.580	1:19.040
62	22.804	1:22.955	38	5.900	1:20.470	53	1 LAP	1:31.707	11	19.697	1:18.602	11	19.965	1:17.969
88	27.837	1:20.864	4	1 LAP	1:34.266	11	18.319	1:18.827	61	1 LAP	1:28.910	89	1 LAP	1:31.316
92	28.156	1:23.466	11	17.434	1:18.694	28	1 LAP	1:32.489	53	1 LAP	1:29.797	30	1 LAP	1:28.764
69	29.516	1:22.965	1	26.164	1:23.012	4	1 LAP	1:32.182	28	1 LAP	1:31.547	61	1 LAP	1:27.447
44	30.661	1:23.398	62	26.694	1:23.140	1	30.483	1:22.261	1	35.690	1:22.431	1	40.726	1:22.737
47	42.763	1:25.085	88	28.610	1:20.023	88	30.769	1:20.101	62	36.158	1:22.580	88	41.081	1:22.411
10	48.750	1:25.506	92	31.732	1:22.826	62	30.802	1:22.050	88	36.371	1:22.826	62	41.181	1:22.724
60	51.525	1:26.255	69	32.575	1:22.309	69	36.504	1:21.871	4	1 LAP	1:32.693	53	1 LAP	1:31.940
90	51.621	1:26.017	44	34.034	1:22.623	92	36.748	1:22.958	69	41.217	1:21.937	69	45.362	1:21.846
89	1:04.177	1:28.807	47	48.610	1:25.097	44	39.394	1:23.302	92	42.492	1:22.968	92	47.141	1:22.350
30	1:08.729	1:31.686	10	54.857	1:25.357	47	55.879	1:25.211	44	46.466	1:24.296	28	1 LAP	1:33.535
			60	59.362	1:27.087	10	1:01.981	1:25.066	47	1:03.920	1:25.265	4	1 LAP	1:32.310
			90	59.650	1:27.279	60	1:07.940	1:26.520	10	1:09.454	1:24.697	44	52.526	1:23.761
			89	1:14.258	1:29.331	90	1:08.005	1:26.297				47	1:11.446	1:25.227

Waxoyl Classic Thunder Touring Car Championship
RACE CLASSIFICATION - RACE 9 - LAP CHART
 (contd.)

Lap 11			Lap 12			Lap 13			Lap 14			Lap 15		
No	Behind	Laptime	No	Behind	Laptime	No	Behind	Laptime	No	Behind	Laptime	No	Behind	Laptime
20		1:16.669	20		1:16.910									
10	1 LAP	1:25.137	47	1 LAP	1:26.133									
60	1 LAP	1:25.157	10	1 LAP	1:24.809									
90	1 LAP	1:25.240	60	1 LAP	1:26.804									
38	17.830	1:19.044	90	1 LAP	1:26.563									
32	19.863	1:20.952	38	20.616	1:19.696									
11	23.897	1:20.601	32	22.106	1:19.153									
89	1 LAP	1:28.952	11	26.155	1:19.168									
30	1 LAP	1:29.813	88	47.969	1:20.368									
88	44.511	1:20.099	89	1 LAP	1:29.820									
1	46.056	1:21.999	1	50.684	1:21.538									
62	46.230	1:21.718	62	51.398	1:22.078									
61	1 LAP	1:28.576	69	54.569	1:21.447									
69	50.032	1:21.339	30	1 LAP	1:33.066									
92	53.681	1:23.209	61	1 LAP	1:28.051									
44	59.239	1:23.382	92	1:00.481	1:23.710									
53	1 LAP	1:31.666	44	1:05.917	1:23.588									
28	1 LAP	1:31.118	53	1 LAP	1:31.013									
4	1 LAP	1:31.961	28	1 LAP	1:31.863									
			4	1 LAP	1:32.285									

PlayStation 2 Ginetta GT Junior Championship QUALIFYING - RACE 2

POS	NO	CL	NAME	NAT	ENTRY	TIME	LAPS	GAP	MPH
1	40		Luciano BACHETA		Ginetta G20 GT4	1:44.518	9		67.23
2	46		Robert GAFFNEY		Ginetta G20 GT4	1:46.144	9	1.626	66.20
3	10		Tom SHARP		Ginetta G20 GT4	1:47.753	9	3.235	65.21
4	5		James HARRISON		Ginetta G20 GT4	1:49.982	9	5.464	63.89
5	50		Toby NEWTON		Ginetta G20 GT4	1:51.408	6	6.890	63.07
6	21		Chloe EDWARDS		Ginetta G20 GT4	1:51.592	9	7.074	62.97
7	44		Michal RZADKIEWICZ		Ginetta G20 GT4	1:52.751	7	8.233	62.32

Weather / Track : Cloudy / Wet

These results are provisional until the conclusion of any judicial and technical matters.

Snetterton
Circuit Length = 1.9520 miles.
Start: 09:48 End: 10:13

Clerk Of Course:	Stewards:	Timekeeper:
------------------	-----------	-------------

PlayStation 2 Ginetta GT Junior Championship QUALIFYING - LAP ANALYSIS

5	James HARRISON	Ginetta G20 GT4
1 - 2:02.217	6 - 1:51.734	
2 - 1:57.198	7 - 1:49.982	
3 - 1:59.192	8 - 1:50.368	
4 - X:00.000P	9 - 1:50.330	
5 - 1:59.276		
10	Tom SHARP	Ginetta G20 GT4
1 - 2:36.785	6 - 1:52.164	
2 - 1:51.700	7 - 1:51.242	
3 - 1:57.945	8 - 1:50.759	
4 - X:00.000P	9 - 1:47.753	
5 - 1:58.083		
21	Chloe EDWARDS	Ginetta G20 GT4
1 - 2:26.265	6 - 1:55.203	
2 - 2:12.441	7 - 1:51.592	
3 - 1:54.241	8 - 1:52.363	
4 - X:00.000P	9 - 1:51.744	
5 - 2:05.129		
40	Luciano BACHETA	Ginetta G20 GT4
1 - 1:51.440	6 - 1:46.452	
2 - 1:46.204	7 - 1:44.711	
3 - 1:46.246	8 - 1:44.518	
4 - X:00.000P	9 - 1:44.629	
5 - 1:49.897		
44	Michal RZADKIEWICZ	Ginetta G20 GT4
1 - 2:47.588	6 - 1:52.751	
2 - 2:20.188	7 - 2:06.660	
3 - X:00.000P		
4 - 2:01.444		
5 - 2:10.713		
46	Robert GAFFNEY	Ginetta G20 GT4
1 - 2:16.174	6 - 1:49.243	
2 - 1:51.588	7 - 1:46.144	
3 - 1:49.344	8 - 1:53.378	
4 - X:00.000P	9 - 1:49.101	
5 - 1:54.346		

PlayStation 2 Ginetta GT Junior Championship QUALIFYING - LAP ANALYSIS

(contd.)

50	Toby NEWTON	Ginetta G20 GT4
1 - 2:12.389	6 - 1:51.472	
2 - 2:08.132		
3 - 1:51.408		
4 - X:00.000P		
5 - 1:52.979		

**PlayStation 2 Ginetta GT Junior Championship
GRID - RACE 2**

ROW
4

44 RZADKIEWICZ

ROW
3

50 NEWTON

21 EDWARDS

ROW
2

10 SHARP


5 HARRISON

ROW
1

40 BACHETA

46 GAFFNEY

POLE



Weather / Track : Cloudy / Wet

These results are provisional until the conclusion of any judicial and technical matters.

Snetterton
Circuit Length = 1.9520 miles.
Start: 09:48 End: 10:13

Clerk Of Course:	Stewards:	Timekeeper:
------------------	-----------	-------------

PlayStation 2 Ginetta GT Junior Championship

RACE CLASSIFICATION - RACE 6

POS	NO	CL	NAME	NAT	ENTRY	TIME	LAPS	GAP	MPH	BEST
1	40		Luciano BACHETA		Ginetta G20 GT4	18:17.995	12		76.80	1:30.406
2	5		James HARRISON		Ginetta G20 GT4	18:23.298	12	5.303	76.43	1:30.434
3	46		Robert GAFFNEY		Ginetta G20 GT4	18:24.329	12	6.334	76.36	1:30.305
4	50		Toby NEWTON		Ginetta G20 GT4	18:34.249	12	16.254	75.68	1:30.382
5	10		Tom SHARP		Ginetta G20 GT4	19:17.111	12	59.116	72.87	1:32.266
6	21		Chloe EDWARDS		Ginetta G20 GT4	19:22.041	12	1:04.046	72.56	1:34.113
7	44		Michal RZADKIEWICZ		Ginetta G20 GT4	19:22.766	12	1:04.771	72.52	1:33.391
FASTEST LAP										
46			Robert GAFFNEY		Ginetta G20 GT4	1:30.305	12	77.81mph	125.23kph	

Weather / Track : Cloudy / Dry

These results are provisional until the conclusion of any judicial and technical matters.

Snetterton
 Circuit Length = 1.9520 miles.
 Start: 10:19 End: 10:38

Clerk Of Course:	Stewards:	Timekeeper:
------------------	-----------	-------------

PlayStation 2 Ginetta GT Junior Championship RACE CLASSIFICATION - RACE 6 - LAP CHART

Lap 1			Lap 2			Lap 3			Lap 4			Lap 5		
No	Behind	Laptime	No	Behind	Laptime	No	Behind	Laptime	No	Behind	Laptime	No	Behind	Laptime
40		1:39.516	40		1:31.295	40		1:30.725	40		1:30.907	40		1:30.627
46	0.445	1:39.961	46	0.320	1:31.170	46	1.075	1:31.480	46	1.798	1:31.630	46	2.802	1:31.631
5	0.724	1:40.240	5	0.945	1:31.516	5	1.550	1:31.330	5	1.878	1:31.235	5	4.067	1:32.816
50	1.327	1:40.843	50	1.423	1:31.391	50	1.677	1:30.979	50	2.149	1:31.379	10	8.982	1:33.406
10	2.008	1:41.524	10	2.979	1:32.266	10	4.540	1:32.286	10	6.203	1:32.570	50	14.721	1:43.199
21	5.033	1:44.549	21	8.842	1:35.104	21	12.541	1:34.424	21	16.628	1:34.994	21	20.407	1:34.406
44	6.396	1:45.912	44	11.035	1:35.934	44	15.353	1:35.043	44	19.105	1:34.659	44	21.869	1:33.391

Weather / Track : Cloudy / Dry

PlayStation 2 Ginetta GT Junior Championship

RACE CLASSIFICATION - RACE 6 - LAP CHART

(contd.)

Lap 6			Lap 7			Lap 8			Lap 9			Lap 10		
No	Behind	Laptime	No	Behind	Laptime	No	Behind	Laptime	No	Behind	Laptime	No	Behind	Laptime
40		1:30.419	40		1:30.567	40		1:30.655	40		1:30.610	40		1:30.766
46	4.448	1:32.065	5	5.706	1:31.587	5	5.580	1:30.529	5	5.532	1:30.562	5	5.200	1:30.434
5	4.686	1:31.038	46	5.914	1:32.033	46	6.772	1:31.513	46	6.983	1:30.821	46	7.118	1:30.901
50	16.313	1:32.011	50	16.788	1:31.042	50	17.323	1:31.190	50	17.095	1:30.382	50	16.732	1:30.403
21	30.329	1:40.341	10	34.524	1:33.654	10	38.735	1:34.866	10	42.978	1:34.853	10	48.152	1:35.940
10	31.437	1:52.874	21	45.786	1:46.024	21	49.773	1:34.642	21	53.577	1:34.414	21	56.924	1:34.113
44	41.364	1:49.914	44	46.092	1:35.295	44	50.324	1:34.887	44	54.498	1:34.784	44	57.568	1:33.836

Weather / Track : Cloudy / Dry

**PlayStation 2 Ginetta GT Junior Championship
RACE CLASSIFICATION - RACE 6 - LAP CHART**

(contd.)

Lap 11			Lap 12			Lap 13			Lap 14			Lap 15		
No	Behind	Laptime	No	Behind	Laptime	No	Behind	Laptime	No	Behind	Laptime	No	Behind	Laptime
40		1:30.406	40		1:31.502									
5	5.431	1:30.637	5	5.303	1:31.374									
46	7.531	1:30.819	46	6.334	1:30.305									
50	16.757	1:30.431	50	16.254	1:30.999									
10	53.135	1:35.389	10	59.116	1:37.483									
21	1:01.297	1:34.779	21	1:04.046	1:34.251									
44	1:01.674	1:34.512	44	1:04.771	1:34.599									

**PlayStation 2 Ginetta GT Junior Championship
GRID - RACE 10**

ROW
4

44 | RZADKIEWICZ

ROW
3

50 | NEWTON

21 | EDWARDS

ROW
2

5 | HARRISON


10 | SHARP

ROW
1

40 | BACHETA

46 | GAFFNEY

POLE



Weather / Track : Cloudy / Wet

These results are provisional until the conclusion of any judicial and technical matters.

Snetterton
Circuit Length = 1.9520 miles.
Start: 09:48 End: 10:13

Clerk Of Course:

Stewards:

Timekeeper:

PlayStation 2 Ginetta GT Junior Championship

RACE CLASSIFICATION - RACE 10

POS	NO	CL	NAME	NAT	CAR	TIME	LAPS	GAP	MPH	BEST
1	5		James HARRISON		Ginetta G20 GT4	18:14.564	12		77.04	1:29.659
2	46		Robert GAFFNEY		Ginetta G20 GT4	18:25.218	12	10.654	76.29	1:29.964
3	50		Toby NEWTON		Ginetta G20 GT4	18:35.675	12	21.111	75.58	1:30.049
4	44		Michal RZADKIEWICZ		Ginetta G20 GT4	19:03.561	12	48.997	73.74	1:33.237
5	21		Chloe EDWARDS		Ginetta G20 GT4	19:06.718	12	52.154	73.53	1:32.975
6	10		Tom SHARP		Ginetta G20 GT4	19:15.385	12	1:00.821	72.98	1:32.504
NOT CLASSIFIED										
	40		Luciano BACHETA		Ginetta G20 GT4	15:11.849	10	D.N.F.	77.06	1:29.748
FASTEST LAP										
	5		James HARRISON		Ginetta G20 GT4	1:29.659	10	78.37mph	126.13kph	

Weather / Track : Cloudy / Dry

These results are provisional until the conclusion of any judicial and technical matters.

Snetterton
 Circuit Length = 1.9520 miles.
 Start: 14:29 End: 14:47

Clerk Of Course:	Stewards:	Timekeeper:
------------------	-----------	-------------

PlayStation 2 Ginetta GT Junior Championship RACE CLASSIFICATION - RACE 10 - LAP CHART

Lap 1			Lap 2			Lap 3			Lap 4			Lap 5		
No	Behind	Laptime	No	Behind	Laptime	No	Behind	Laptime	No	Behind	Laptime	No	Behind	Laptime
40		1:37.692	5		1:31.013	5		1:30.877	40		1:30.576	40		1:30.245
46	0.243	1:37.935	46	0.946	1:32.314	40	0.417	1:29.748	46	0.496	1:30.448	46	0.895	1:30.644
5	0.598	1:38.290	40	1.546	1:33.157	46	1.041	1:30.972	5	0.915	1:31.908	5	1.601	1:30.931
50	1.327	1:39.019	50	2.438	1:32.722	50	1.908	1:30.347	50	1.289	1:30.374	50	2.003	1:30.959
21	5.204	1:42.896	21	9.213	1:35.620	21	12.918	1:34.582	21	16.575	1:34.650	21	20.761	1:34.431
10	5.596	1:43.288	44	9.462	1:34.407	10	13.419	1:34.734	10	16.869	1:34.443	44	21.283	1:33.980
44	6.666	1:44.358	10	9.562	1:35.577	44	13.929	1:35.344	44	17.548	1:34.612	10	27.400	1:40.776

Weather / Track : Cloudy / Dry

PlayStation 2 Ginetta GT Junior Championship
RACE CLASSIFICATION - RACE 10 - LAP CHART
 (contd.)

Lap 6			Lap 7			Lap 8			Lap 9			Lap 10		
No	Behind	Laptime	No	Behind	Laptime	No	Behind	Laptime	No	Behind	Laptime	No	Behind	Laptime
40		1:30.123	40		1:30.497	40		1:29.918	40		1:30.137	40		1:29.756
5	1.366	1:29.888	5	0.914	1:30.045	5	1.053	1:30.057	5	0.819	1:29.903	5	0.722	1:29.659
46	1.912	1:31.140	46	1.379	1:29.964	46	5.105	1:33.644	46	6.766	1:31.798	46	8.988	1:31.978
50	2.012	1:30.132	50	1.564	1:30.049	50	16.315	1:44.669	50	17.165	1:30.987	50	18.277	1:30.868
44	26.528	1:35.368	44	29.641	1:33.610	44	33.801	1:34.078	44	36.901	1:33.237	44	40.639	1:33.494
21	28.040	1:37.402	21	31.325	1:33.782	21	34.903	1:33.496	21	38.544	1:33.778	21	41.763	1:32.975
10	30.474	1:33.197	10	33.063	1:33.086	10	35.649	1:32.504	10	40.916	1:35.404	10	45.669	1:34.509

PlayStation 2 Ginetta GT Junior Championship
RACE CLASSIFICATION - RACE 10 - LAP CHART
 (contd.)

Lap 11			Lap 12			Lap 13			Lap 14			Lap 15		
No	Behind	Laptime	No	Behind	Laptime	No	Behind	Laptime	No	Behind	Laptime	No	Behind	Laptime
5		1:29.815	5		1:32.178									
46	10.327	1:31.876	46	10.654	1:32.505									
50	18.997	1:31.257	50	21.111	1:34.292									
44	45.713	1:35.611	44	48.997	1:35.462									
21	45.878	1:34.652	21	52.154	1:38.454									
10	47.713	1:32.581	10	1:00.821	1:45.286									

Milltek Sport BMW Challenge Cup QUALIFYING - RACE 3

POS	NO	CL	NAME	NAT	CAR	TIME	LAPS	GAP	MPH
1	32		Simon LAMBERT		BMW 320	1:33.975	9		74.77
2	5		Jeremy CLARK		BMW 318	1:34.960	9	0.985	74.00
3	64		Martin DOWER		BMW 320	1:35.098	9	1.123	73.89
4	4		Alan WILEMAN		BMW 320	1:35.161	9	1.186	73.84
5	82		Craig JAMIESON		BMW 320	1:36.264	9	2.289	72.99
6	52		Wayne HOWLETT		BMW 318	1:36.728	9	2.753	72.64
7	73		Dave MULLENDER		BMW 320	1:37.103	9	3.128	72.36
8	21		Andrew BUSBY		BMW 318i	1:37.633	9	3.658	71.97
9	65		James KNIGHT		BMW 320	1:37.668	9	3.693	71.95
10	61		John THORNE		BMW	1:37.678	9	3.703	71.94
11	50		Andrew PARTRIDGE		BMW 320	1:38.503	9	4.528	71.34
12	69		Tim MEDHURST		BMW 320	1:39.856	9	5.881	70.37
13	88		Adrian BEARD		BMW 320	1:39.953	8	5.978	70.30
14	14		Nigel INNES		BMW 320	1:40.109	9	6.134	70.19
15	22		Liam CRILLY		BMW 318	1:40.293	8	6.318	70.06
16	77		Andrew COTTERILL		BMW 320i	1:40.563	8	6.588	69.87
17	85		Julian NEWMAN		BMW 320	1:40.726	6	6.751	69.76
18	96		Neil FOX		BMW E30 318i	1:40.954	8	6.979	69.60
19	79		Michael KIDMAN		BMW 318	1:41.213	9	7.238	69.43
20	62		Richard CORMODE		BMW 320	1:42.082	8	8.107	68.83
21	17		David BIRD		BMW E30 318i	1:42.674	8	8.699	68.44
22	55		Alan STUART		BMW 320	1:44.179	8	10.204	67.45
23	91		Tony DOE		BMW 320	1:44.496	8	10.521	67.24

Car No 61 - Needs a working transponder please.

Weather / Track : Cloudy / Wet

These results are provisional until the conclusion of any judicial and technical matters.

Snetterton

Circuit Length = 1.9520 miles.

Start: 10:19 End: 10:34

Clerk Of Course:	Stewards:	Timekeeper:

Milltek Sport BMW Challenge Cup QUALIFYING - LAP ANALYSIS

4	Alan WILEMAN	BMW 320
1 -	2:25.005	6 - 1:36.995
2 -	1:43.065	7 - 1:39.274
3 -	1:40.590	8 - 1:35.161
4 -	1:39.512	9 - 1:35.693
5 -	1:38.007	
5	Jeremy CLARK	BMW 318
1 -	1:52.382	6 - 1:36.743
2 -	1:40.794	7 - 1:36.026
3 -	1:39.628	8 - 1:34.960
4 -	1:43.672	9 - 1:48.373
5 -	1:39.390	
14	Nigel INNES	BMW 320
1 -	2:14.031	6 - 1:44.019
2 -	1:56.649	7 - 1:42.671
3 -	1:48.744	8 - 1:44.207
4 -	1:47.115	9 - 1:40.109
5 -	1:46.195	
17	David BIRD	BMW E30 318i
1 -	2:49.969	6 - 1:45.969
2 -	1:51.720	7 - 1:42.674
3 -	1:48.831	8 - 2:15.618
4 -	1:48.007	
5 -	1:45.969	
21	Andrew BUSBY	BMW 318i
1 -	2:05.740	6 - 1:39.870
2 -	1:46.258	7 - 1:38.611
3 -	1:44.136	8 - 1:37.633
4 -	1:43.241	9 - 1:38.658
5 -	1:41.809	
22	Liam CRILLY	BMW 318
1 -	2:39.669	6 - 1:40.293
2 -	1:45.589	7 - 1:40.461
3 -	1:49.574	8 - 1:56.293
4 -	1:43.247	
5 -	1:43.130	

Milltek Sport BMW Challenge Cup QUALIFYING - LAP ANALYSIS

(contd.)

32	Simon LAMBERT	BMW 320
1 - 1:57.076	6 - 1:36.004	
2 - 1:40.988	7 - 2:00.402	
3 - 1:38.609	8 - 1:34.005	
4 - 1:37.092	9 - 1:33.975	
5 - 1:35.939		
50	Andrew PARTRIDGE	BMW 320
1 - 2:37.645	6 - 1:40.046	
2 - 1:47.573	7 - 1:40.206	
3 - 1:47.083	8 - 1:41.261	
4 - 1:44.631	9 - 1:38.503	
5 - 1:44.122		
52	Wayne HOWLETT	BMW 318
1 - 2:21.110	6 - 1:39.406	
2 - 1:48.123	7 - 1:38.454	
3 - 1:45.206	8 - 1:37.220	
4 - 1:41.877	9 - 1:36.728	
5 - 1:40.876		
55	Alan STUART	BMW 320
1 - 2:36.677	6 - 1:45.111	
2 - 1:51.082	7 - 1:44.179	
3 - 1:49.084	8 - 1:44.413	
4 - 1:47.677		
5 - 1:46.309		
61	John THORNE	BMW
1 - 2:23.677	6 - 1:41.923	
2 - 1:47.650	7 - 1:39.817	
3 - 1:52.352	8 - 1:38.767	
4 - 1:43.980	9 - 1:37.678	
5 - 1:43.268		
62	Richard CORMODE	BMW 320
1 - 2:43.072	6 - 1:42.427	
2 - 1:51.993	7 - 1:44.880	
3 - 1:47.336	8 - 1:42.082	
4 - 1:45.901		
5 - 1:43.695		

Car No 61 - Needs a working transponder please.
Weather / Track : Cloudy / Wet

Snetterton
Circuit Length = 1.9520 miles.
Start: 10:19 End: 10:34

Milltek Sport BMW Challenge Cup QUALIFYING - LAP ANALYSIS

(contd.)

64	Martin DOWER	BMW 320
1 -	2:17.694	6 - 1:38.366
2 -	1:45.160	7 - 1:37.430
3 -	1:41.728	8 - 1:35.648
4 -	1:40.579	9 - 1:35.098
5 -	1:42.839	
65	James KNIGHT	BMW 320
1 -	2:14.998	6 - 1:40.467
2 -	1:47.407	7 - 1:39.033
3 -	1:45.941	8 - 1:37.769
4 -	1:43.581	9 - 1:37.668
5 -	1:41.834	
69	Tim MEDHURST	BMW 320
1 -	2:28.455	6 - 1:42.480
2 -	1:47.161	7 - 1:43.768
3 -	1:51.602	8 - 1:40.896
4 -	1:45.295	9 - 1:39.856
5 -	1:44.539	
73	Dave MULLENDER	BMW 320
1 -	2:17.192	6 - 1:45.106
2 -	1:54.586	7 - 1:39.593
3 -	1:47.894	8 - 1:38.428
4 -	1:43.521	9 - 1:37.103
5 -	1:41.514	
77	Andrew COTTERILL	BMW 320i
1 -	2:45.924	6 - 1:42.175
2 -	2:04.803	7 - 1:42.327
3 -	1:45.568	8 - 1:40.563
4 -	1:44.016	
5 -	1:43.302	
79	Michael KIDMAN	BMW 318
1 -	2:27.971	6 - 1:43.819
2 -	1:47.140	7 - 1:42.807
3 -	1:45.890	8 - 1:43.513
4 -	1:46.402	9 - 1:41.213
5 -	1:46.790	

Car No 61 - Needs a working transponder please.
Weather / Track : Cloudy / Wet

Snetterton
Circuit Length = 1.9520 miles.
Start: 10:19 End: 10:34

Milltek Sport BMW Challenge Cup QUALIFYING - LAP ANALYSIS

(contd.)


82	Craig JAMIESON	BMW 320
1 - 1:55.914	6 - 1:38.540	
2 - 1:49.316	7 - 1:38.935	
3 - 1:44.691	8 - 1:36.264	
4 - 1:40.973	9 - 1:37.263	
5 - 1:49.749		
85	Julian NEWMAN	BMW 320
1 - 7:42.753P	6 - 1:41.645	
2 - 1:58.695		
3 - 1:46.016		
4 - 1:40.726		
5 - 1:41.084		
88	Adrian BEARD	BMW 320
1 - 2:12.243	6 - 1:42.617	
2 - 1:49.546	7 - 1:39.953	
3 - 1:59.832	8 - 1:50.845	
4 - 1:54.248		
5 - 1:50.430		
91	Tony DOE	BMW 320
1 - 2:34.628	6 - 1:44.496	
2 - 1:51.123	7 - 1:46.879	
3 - 1:50.117	8 - 1:45.528	
4 - 1:47.182		
5 - 1:46.112		
96	Neil FOX	BMW E30 318i
1 - 2:48.090	6 - 1:41.287	
2 - 1:52.271	7 - 1:42.000	
3 - 1:47.773	8 - 1:40.954	
4 - 1:45.652		
5 - 1:43.477		

Car No 61 - Needs a working transponder please.
Weather / Track : Cloudy / Wet

Snetterton
Circuit Length = 1.9520 miles.
Start: 10:19 End: 10:34

Milltek Sport BMW Challenge Cup

GRID - RACE 3

ROW 12	91	DOE	
ROW 11	17	BIRD	55
ROW 10	79	KIDMAN	62
ROW 9	85	NEWMAN	96
ROW 8	22	CRILLY	77
ROW 7	88	BEARD	14
ROW 6	50	PARTRIDGE	69
ROW 5	65	KNIGHT	61
ROW 4	73	MULLENDER	21
ROW 3	82	JAMIESON	52
ROW 2	64	DOWER	4
ROW 1	32	LAMBERT	5
POLE			
			

Car No 61 - Needs a working transponder please.

Weather / Track : Cloudy / Wet

These results are provisional until the conclusion of any judicial and technical matters.

Snetterton

Circuit Length = 1.9520 miles.

Start: 10:19 End: 10:34

Clerk Of Course:	Stewards:	Timekeeper:
------------------	-----------	-------------

Milltek Sport BMW Challenge Cup

RACE CLASSIFICATION - RACE 7

POS	NO	CL	NAME	NAT	CAR	TIME	LAPS	GAP	MPH	BEST
1	4		Alan WILEMAN		BMW 320	18:34.128	12		75.68	1:30.391
2	5		Jeremy CLARK		BMW 318	18:35.165	12	1.037	75.61	1:30.163
3	32		Simon LAMBERT		BMW 320	18:36.241	12	2.113	75.54	1:30.235
4	64		Martin DOWER		BMW 320	18:40.379	12	6.251	75.26	1:31.380
5	82		Craig JAMIESON		BMW 320	18:48.978	12	14.850	74.69	1:31.905
6	73		Dave MULLENDER		BMW 320	18:53.867	12	19.739	74.37	1:31.311
7	21		Andrew BUSBY		BMW 318i	18:54.127	12	19.999	74.35	1:31.330
8	61		John THORNE		BMW	19:06.309	12	32.181	73.56	1:32.953
9	50		Andrew PARTRIDGE		BMW 320	19:06.894	12	32.766	73.52	1:31.543
10	77		Andrew COTTERILL		BMW 320i	19:12.319	12	38.191	73.18	1:33.460
11	96		Neil FOX		BMW E30 318i	19:14.925	12	40.797	73.01	1:33.174
12	88		Adrian BEARD		BMW 320	19:19.572	12	45.444	72.72	1:34.303
13	79		Michael KIDMAN		BMW 318	19:21.042	12	46.914	72.63	1:34.169
14	69		Tim MEDHURST		BMW 320	19:21.474	12	47.346	72.60	1:32.500
15	62		Richard CORMODE		BMW 320	19:35.418	12	1:01.290	71.74	1:34.498
16	14		Nigel INNES		BMW 320	19:52.781	12	1:18.653	70.69	1:34.537
17	85		Julian NEWMAN		BMW 320	19:55.068	12	1:20.940	70.56	1:33.295
18	65		James KNIGHT		BMW 320	19:59.560	12	1:25.432	70.29	1:31.909
19	91		Tony DOE		BMW 320	20:00.031	12	1:25.903	70.27	1:36.431
20	17		David BIRD		BMW E30 318i	20:08.874	12	1:34.746	69.75	1:36.582
21	55		Alan STUART		BMW 320	20:05.376	11	1 LAP	64.12	1:41.072
NOT CLASSIFIED										
22			Liam CRILLY		BMW 318	8:47.139	5	D.N.F.	66.65	1:34.680
52			Wayne HOWLETT		BMW 318	16:20.594	5	D.N.F.	35.83	1:33.952
FASTEST LAP										
5			Jeremy CLARK		BMW 318	1:30.163	9	77.93mph		125.43kph

Weather / Track : Cloudy / Dry

These results are provisional until the conclusion of any judicial and technical matters.

Snetterton

Circuit Length = 1.9520 miles.

Start: 10:49 End: 11:07

Clerk Of Course:	Stewards:	Timekeeper:
------------------	-----------	-------------

Milltek Sport BMW Challenge Cup
RACE CLASSIFICATION - RACE 7 - LAP CHART

Lap 1			Lap 2			Lap 3			Lap 4			Lap 5		
No	Behind	Laptime	No	Behind	Laptime	No	Behind	Laptime	No	Behind	Laptime	No	Behind	Laptime
5		1:43.454	4		1:33.513	4		1:32.159	4		1:32.596	4		1:32.994
4	0.585	1:44.039	5	0.533	1:34.631	5	0.694	1:32.320	5	1.099	1:33.001	5	0.433	1:32.328
64	1.384	1:44.838	64	1.325	1:34.039	64	1.956	1:32.790	32	1.840	1:32.288	32	1.028	1:32.182
32	1.425	1:44.879	32	1.593	1:34.266	32	2.148	1:32.714	64	3.028	1:33.668	64	1.953	1:31.919
82	2.508	1:45.962	82	3.848	1:35.438	82	5.420	1:33.731	82	6.441	1:33.617	82	7.175	1:33.728
52	3.054	1:46.508	52	4.714	1:35.758	52	6.507	1:33.952	73	8.976	1:33.927	73	10.438	1:34.456
21	3.227	1:46.681	21	5.083	1:35.954	73	7.645	1:33.817	21	10.402	1:34.813	21	10.982	1:33.574
73	3.540	1:46.994	73	5.987	1:36.545	21	8.185	1:35.261	52	10.833	1:36.922	61	13.990	1:35.649
61	4.099	1:47.553	61	6.543	1:36.542	61	9.688	1:35.304	61	11.335	1:34.243	77	16.012	1:34.741
22	5.394	1:48.848	22	7.178	1:35.882	22	9.699	1:34.680	22	11.841	1:34.738	88	18.468	1:36.241
88	6.577	1:50.031	88	8.158	1:35.679	88	10.884	1:34.885	77	14.265	1:35.684	96	18.954	1:36.379
77	7.333	1:50.787	77	8.855	1:35.620	77	11.177	1:34.481	88	15.221	1:36.933	50	19.234	1:35.173
79	8.299	1:51.753	79	9.909	1:35.708	79	12.660	1:34.910	79	15.568	1:35.504	79	20.599	1:38.025
96	8.917	1:52.371	96	10.074	1:35.255	96	12.785	1:34.870	96	15.569	1:35.380	62	22.359	1:36.134
62	10.299	1:53.753	62	12.558	1:36.357	62	16.356	1:35.957	50	17.055	1:32.807	65	24.077	1:33.968
91	10.899	1:54.353	50	16.678	1:36.998	50	16.844	1:32.325	62	19.219	1:35.459	69	29.861	1:38.577
17	11.754	1:55.208	14	17.379	1:38.570	14	20.984	1:35.764	65	23.103	1:34.587	91	42.849	1:37.843
14	12.907	1:56.361	65	18.870	1:36.701	65	21.112	1:34.401	69	24.278	1:35.553	17	43.917	1:38.409
85	13.186	1:56.640	85	19.682	1:40.594	69	21.321	1:33.412	91	38.000	1:40.345	14	47.467	1:36.115
55	13.289	1:56.743	69	20.068	1:36.091	17	29.917	1:39.078	17	38.502	1:41.181	22	51.838	2:12.991P
50	13.778	1:57.232	17	22.998	1:45.342	91	30.251	1:38.033	14	44.346	1:55.958	85	58.116	1:38.678
65	16.267	1:59.721	55	24.151	1:44.960	55	33.064	1:41.072	55	50.007	1:49.539	55	1:05.496	1:48.483
69	18.075	2:01.529	91	24.377	1:47.576	85	46.128	1:58.605	85	52.432	1:38.900			

Milltek Sport BMW Challenge Cup
RACE CLASSIFICATION - RACE 7 - LAP CHART
 (contd.)

Lap 6			Lap 7			Lap 8			Lap 9			Lap 10		
No	Behind	Laptime	No	Behind	Laptime	No	Behind	Laptime	No	Behind	Laptime	No	Behind	Laptime
4		1:32.461	4		1:31.572	4		1:30.841	4		1:30.391	4		1:31.051
5	0.440	1:32.468	5	0.404	1:31.536	32	0.557	1:30.722	32	0.401	1:30.235	32	0.306	1:30.956
32	0.772	1:32.205	32	0.676	1:31.476	5	1.550	1:31.987	5	1.322	1:30.163	5	1.001	1:30.730
64	1.435	1:31.943	64	1.243	1:31.380	64	2.035	1:31.633	64	3.484	1:31.840	64	3.999	1:31.566
82	7.800	1:33.086	82	8.133	1:31.905	55	1 LAP	1:46.427	82	11.143	1:32.196	82	12.372	1:32.280
73	10.582	1:32.605	73	11.566	1:32.556	82	9.338	1:32.046	73	14.380	1:32.735	73	15.518	1:32.189
21	11.059	1:32.538	21	12.374	1:32.887	73	12.036	1:31.311	21	15.615	1:32.872	21	16.169	1:31.605
61	15.775	1:34.246	61	18.804	1:34.601	21	13.134	1:31.601	55	1 LAP	1:46.923	61	27.306	1:33.596
77	17.011	1:33.460	77	19.680	1:34.241	61	21.766	1:33.803	61	24.761	1:33.386	50	29.219	1:33.781
88	20.950	1:34.943	50	21.759	1:32.174	77	22.596	1:33.757	77	25.773	1:33.568	77	32.213	1:37.491
50	21.157	1:34.384	88	23.681	1:34.303	50	23.012	1:32.094	50	26.489	1:33.868	96	33.963	1:34.927
96	21.516	1:35.023	96	24.121	1:34.177	88	27.214	1:34.374	96	30.087	1:33.174	55	1 LAP	1:47.118
79	22.981	1:34.843	65	24.536	1:31.909	96	27.304	1:34.024	88	34.558	1:37.735	88	38.034	1:34.527
65	24.199	1:32.583	79	25.578	1:34.169	65	27.431	1:33.736	79	36.149	1:37.431	79	40.144	1:35.046
69	31.832	1:34.432	69	34.974	1:34.714	79	29.109	1:34.372	69	41.539	1:33.911	69	44.608	1:34.120
62	35.247	1:45.349	62	38.463	1:34.788	69	38.019	1:33.886	62	49.129	1:36.089	52	5 LAPS	9:47.454P
91	48.211	1:37.823	14	53.968	1:35.475	62	43.431	1:35.809	65	56.303	1:59.263	62	53.056	1:34.978
14	50.065	1:35.059	91	55.442	1:38.803	14	59.135	1:36.008	14	1:03.909	1:35.165	65	1:06.867	1:41.615
17	50.208	1:38.752	17	56.790	1:38.154	91	1:02.234	1:37.633	91	1:08.663	1:36.820	14	1:07.395	1:34.537
85	1:01.852	1:36.197	85	1:05.114	1:34.834	17	1:02.554	1:36.605	17	1:09.430	1:37.267	91	1:14.822	1:37.210
55	1:20.378	1:47.343				85	1:08.342	1:34.069	85	1:11.840	1:33.889	17	1:15.652	1:37.273
												85	1:15.842	1:35.053

Milltek Sport BMW Challenge Cup
RACE CLASSIFICATION - RACE 7 - LAP CHART
 (contd.)

Lap 11			Lap 12			Lap 13			Lap 14			Lap 15		
No	Behind	Laptime	No	Behind	Laptime	No	Behind	Laptime	No	Behind	Laptime	No	Behind	Laptime
4		1:30.417	4		1:32.094									
32	0.515	1:30.626	5	1.037	1:32.288									
5	0.843	1:30.259	32	2.113	1:33.692									
64	5.681	1:32.099	64	6.251	1:32.664									
82	14.283	1:32.328	82	14.850	1:32.661									
73	17.019	1:31.918	73	19.739	1:34.814									
21	17.082	1:31.330	21	19.999	1:35.011									
61	29.842	1:32.953	61	32.181	1:34.433									
50	30.345	1:31.543	50	32.766	1:34.515									
77	35.921	1:34.125	77	38.191	1:34.364									
96	38.654	1:35.108	96	40.797	1:34.237									
88	42.447	1:34.830	88	45.444	1:35.091									
79	44.789	1:35.062	79	46.914	1:34.219									
69	46.940	1:32.749	69	47.346	1:32.500									
55	1 LAP	1:46.302	62	1:01.290	1:34.498									
62	58.886	1:36.247	14	1:18.653	1:37.717									
14	1:13.030	1:36.052	85	1:20.940	1:34.314									
85	1:18.720	1:33.295	65	1:25.432	1:38.251									
65	1:19.275	1:42.825	91	1:25.903	1:37.161									
91	1:20.836	1:36.431	55	1 LAP	2:10.466									
17	1:21.817	1:36.582	17	1:34.746	1:45.023									

**Milltek Sport BMW Challenge Cup
GRID - RACE 14 - AMENDED**

ROW 12	76	FOX	
ROW 11	5	CLARK	91
ROW 10	50	PARTRIDGE	82
ROW 9	55	STUART	61
ROW 8	4	WILEMAN	88
ROW 7	14	INNES	79
ROW 6	73	MULLENDER	77
ROW 5	21	BUSBY	22
ROW 4	86	SADLER	52
ROW 3	62	CORMODE	65
ROW 2	64	DOWER	32
ROW 1	17	BIRD	69
		POLE	

Weather / Track : Cloudy / Dry
 These times are provisional until the conclusion of any judicial and technical matters.

Snetterton
 Circuit Length = 1.9520 miles.
 Start: 13:06 End: 13:20

Clerk Of Course:	Stewards:	Timekeeper:
------------------	-----------	-------------

Milltek Sport BMW Challenge Cup

RACE CLASSIFICATION - RACE 14

POS	NO	CL	NAME	NAT	CAR	TIME	LAPS	GAP	MPH	BEST
1	32		Simon LAMBERT		BMW 320	18:10.405	12		77.33	1:29.693
2	4		Alan WILEMAN		BMW 320	18:14.471	12	4.066	77.04	1:29.136
3	64		Martin DOWER		BMW 320	18:14.827	12	4.422	77.02	1:29.622
4	5		Jeremy CLARK		BMW 318	18:20.190	12	9.785	76.64	1:29.209
5	86		Robert SADLER		BMW 320i	18:20.512	12	10.107	76.62	1:29.539
6	22		Liam CRILLY		BMW 318	18:31.019	12	20.614	75.90	1:30.224
7	69		Tim MEDHURST		BMW 320	18:43.355	12	32.950	75.06	1:31.536
8	21		Andrew BUSBY		BMW 318i	18:43.938	12	33.533	75.02	1:30.509
9	61		John THORNE		BMW	18:45.103	12	34.698	74.95	1:31.133
10	82		Craig JAMIESON		BMW 320	18:46.715	12	36.310	74.84	1:29.702
11	65		James KNIGHT		BMW 320	18:49.412	12	39.007	74.66	1:32.337
12	14		Nigel INNES		BMW 320	18:49.660	12	39.255	74.64	1:31.149
13	50		Andrew PARTRIDGE		BMW 320	18:50.670	12	40.265	74.58	1:31.193
14	88		Adrian BEARD		BMW 320	19:04.271	12	53.866	73.69	1:32.631
15	76		Simon FOX		BMW E30 318i	19:07.983	12	57.578	73.45	1:32.216
16	77		Andrew COTTERILL		BMW 320i	19:15.630	12	1:05.225	72.97	1:32.157
17	79		Michael KIDMAN		BMW 318	19:16.155	12	1:05.750	72.93	1:33.277
18	62		Richard CORMODE		BMW 320	19:23.353	12	1:12.948	72.48	1:33.269
19	17		David BIRD		BMW E30 318i	18:11.629	11	1 LAP	70.81	1:35.347
20	55		Alan STUART		BMW 320	18:30.543	11	1 LAP	69.60	1:37.360

NOT CLASSIFIED

73	Dave MULLENDER	BMW 320	4:51.700	3	D.N.F.	72.27	1:32.405
----	----------------	---------	----------	---	--------	-------	----------

FASTEST LAP

4	Alan WILEMAN	BMW 320	1:29.136	8	78.83mph	126.87kph
---	--------------	---------	----------	---	----------	-----------

Weather / Track : Cloudy / Dry

These results are provisional until the conclusion of any judicial and technical matters.

Snetterton
Circuit Length = 1.9520 miles.
Start: 16:41 End: 16:59

Clerk Of Course:	Stewards:	Timekeeper:
------------------	-----------	-------------

Milltek Sport BMW Challenge Cup
RACE CLASSIFICATION - RACE 14 - LAP CHART

Lap 1			Lap 2			Lap 3			Lap 4			Lap 5		
No	Behind	Laptime	No	Behind	Laptime	No	Behind	Laptime	No	Behind	Laptime	No	Behind	Laptime
32		1:37.826	32		1:30.289	32		1:30.322	32		1:30.082	32		1:29.716
64	2.235	1:40.061	64	3.040	1:31.094	64	3.714	1:30.996	64	4.191	1:30.559	64	4.744	1:30.269
69	2.831	1:40.657	69	4.666	1:32.124	69	7.624	1:33.280	4	8.922	1:30.453	4	8.861	1:29.655
65	4.685	1:42.511	22	5.640	1:31.167	4	8.551	1:33.009	86	9.678	1:30.852	86	10.030	1:30.068
22	4.762	1:42.588	4	5.864	1:30.866	86	8.908	1:32.483	69	10.296	1:32.754	5	14.116	1:32.583
4	5.287	1:43.113	86	6.747	1:31.337	22	9.858	1:34.540	5	11.249	1:31.219	69	14.294	1:33.714
86	5.699	1:43.525	65	9.112	1:34.716	5	10.112	1:31.197	22	11.843	1:32.067	22	14.877	1:32.750
73	8.662	1:46.488	5	9.237	1:30.101	73	13.263	1:32.807	21	16.467	1:32.698	21	18.481	1:31.730
21	9.255	1:47.081	73	10.778	1:32.405	65	13.291	1:34.501	65	17.555	1:34.346	65	20.257	1:32.418
5	9.425	1:47.251	21	11.553	1:32.587	21	13.851	1:32.620	61	22.259	1:33.491	61	24.887	1:32.344
62	9.678	1:47.504	61	15.736	1:34.879	61	18.850	1:33.436	14	23.174	1:33.851	14	26.030	1:32.572
14	10.603	1:48.429	14	16.443	1:36.129	14	19.405	1:33.284	50	24.894	1:31.399	50	26.452	1:31.274
61	11.146	1:48.972	62	17.780	1:38.391	50	23.577	1:34.905	88	27.148	1:32.631	88	30.208	1:32.776
17	11.254	1:49.080	88	18.030	1:35.895	88	24.599	1:36.891	82	32.492	1:35.124	82	33.505	1:30.729
82	11.483	1:49.309	17	18.968	1:38.003	62	25.449	1:37.991	62	32.531	1:37.164	62	37.223	1:34.408
88	12.424	1:50.250	50	18.994	1:34.742	17	26.311	1:37.665	76	33.955	1:37.342	76	38.056	1:33.817
77	13.355	1:51.181	79	20.107	1:36.393	76	26.695	1:36.003	79	34.509	1:37.460	79	39.069	1:34.276
79	14.003	1:51.829	76	21.014	1:36.489	79	27.131	1:37.346	55	40.023	1:38.383	77	50.083	1:33.980
50	14.541	1:52.367	82	23.160	1:41.966	82	27.450	1:34.612	77	45.819	1:33.254	55	50.843	1:40.536
76	14.814	1:52.640	55	24.684	1:38.416	55	31.722	1:37.360	17	48.868	1:52.639	17	55.809	1:36.657
55	16.557	1:54.383	77	39.869	1:56.803	77	42.647	1:33.100						

Milltek Sport BMW Challenge Cup
RACE CLASSIFICATION - RACE 14 - LAP CHART
 (contd.)

Lap 6			Lap 7			Lap 8			Lap 9			Lap 10		
No	Behind	Laptime	No	Behind	Laptime	No	Behind	Laptime	No	Behind	Laptime	No	Behind	Laptime
32		1:30.427	32		1:30.405	32		1:29.693	32		1:30.025	32		1:29.954
64	4.315	1:29.998	64	3.657	1:29.747	64	4.370	1:30.406	64	4.964	1:30.619	55	1 LAP	1:42.598
4	7.784	1:29.350	4	6.536	1:29.157	4	5.979	1:29.136	4	5.781	1:29.827	4	6.370	1:30.543
86	9.884	1:30.281	86	10.548	1:31.069	86	10.942	1:30.087	86	11.509	1:30.592	64	6.725	1:31.715
5	13.823	1:30.134	5	13.165	1:29.747	5	12.914	1:29.442	5	12.098	1:29.209	86	11.527	1:29.972
22	14.800	1:30.350	22	14.619	1:30.224	22	15.526	1:30.600	22	16.630	1:31.129	5	11.540	1:29.396
69	17.168	1:33.301	69	18.299	1:31.536	69	21.585	1:32.979	69	23.740	1:32.180	22	17.545	1:30.869
21	19.985	1:31.931	21	21.464	1:31.884	21	23.557	1:31.786	21	24.041	1:30.509	69	29.451	1:35.665
65	22.846	1:33.016	65	25.139	1:32.698	65	28.228	1:32.782	61	31.269	1:31.600	21	29.824	1:35.737
61	26.643	1:32.183	61	27.806	1:31.568	61	29.694	1:31.581	65	31.413	1:33.210	61	32.448	1:31.133
14	27.465	1:31.862	14	28.882	1:31.822	14	30.496	1:31.307	14	31.620	1:31.149	65	34.133	1:32.674
50	27.708	1:31.683	50	29.157	1:31.854	50	30.973	1:31.509	50	32.141	1:31.193	14	35.419	1:33.753
88	33.097	1:33.316	82	33.866	1:30.874	82	33.875	1:29.702	82	33.899	1:30.049	82	36.316	1:32.371
82	33.397	1:30.319	88	35.567	1:32.875	88	39.683	1:33.809	88	43.371	1:33.713	50	37.073	1:34.886
62	41.328	1:34.532	76	44.885	1:33.366	76	48.596	1:33.404	76	51.520	1:32.949	88	47.924	1:34.507
76	41.924	1:34.295	62	45.751	1:34.828	79	52.062	1:35.335	79	55.314	1:33.277	76	54.362	1:32.796
79	42.626	1:33.984	79	46.420	1:34.199	77	56.947	1:32.758	77	59.656	1:32.734	79	59.518	1:34.158
77	52.130	1:32.474	77	53.882	1:32.157	62	58.774	1:42.716	62	1:02.018	1:33.269	77	1:01.944	1:32.242
55	1:00.487	1:40.071	17	1:08.019	1:37.695	17	1:14.258	1:35.932	17	1:19.934	1:35.701	62	1:05.989	1:33.925
17	1:00.729	1:35.347	55	1:09.693	1:39.611	55	1:19.872	1:39.872				17	1:26.026	1:36.046

Milltek Sport BMW Challenge Cup
RACE CLASSIFICATION - RACE 14 - LAP CHART
 (contd.)

Lap 11			Lap 12			Lap 13			Lap 14			Lap 15		
No	Behind	Laptime	No	Behind	Laptime	No	Behind	Laptime	No	Behind	Laptime	No	Behind	Laptime
32		1:30.132	32		1:31.534									
4	5.644	1:29.406	17	1 LAP	1:36.864									
64	6.215	1:29.622	4	4.066	1:29.956									
5	11.145	1:29.737	64	4.422	1:29.741									
55	1 LAP	1:39.623	5	9.785	1:30.174									
86	12.102	1:30.707	86	10.107	1:29.539									
22	19.684	1:32.271	55	1 LAP	1:39.690									
69	31.899	1:32.580	22	20.614	1:32.464									
21	32.198	1:32.506	69	32.950	1:32.585									
61	33.644	1:31.328	21	33.533	1:32.869									
65	36.338	1:32.337	61	34.698	1:32.588									
82	36.641	1:30.457	82	36.310	1:31.203									
14	37.251	1:31.964	65	39.007	1:34.203									
50	40.254	1:33.313	14	39.255	1:33.538									
88	51.228	1:33.436	50	40.265	1:31.545									
76	56.446	1:32.216	88	53.866	1:34.172									
79	1:03.226	1:33.840	76	57.578	1:32.666									
77	1:04.262	1:32.450	77	1:05.225	1:32.497									
62	1:10.166	1:34.309	79	1:05.750	1:34.058									
			62	1:12.948	1:34.316									

York Fitness Post Historic Touring Car Championship iaw Dunlop QUALIFYING - RACE 4

POS	NO	CL	NAME	NAT	CAR	TIME	LAPS	GAP	MPH
1	55	A	David HOWARD		Jaguar XJ12 Series One	1:25.636	10		82.05
2	58	B	David THOMAS		Ford Capri MK1	1:26.894	10	1.258	80.87
3	42	C	Stephen PRIMETT		Ford Escort	1:27.572	10	1.936	80.24
4	2	C	Jason CHRISTIE		Ford Escort RS	1:28.707	10	3.071	79.21
5	49	C	Mark OSBORNE		Triumph Dolomite Sprint	1:30.209	9	4.573	77.89
6	29	A	Jim UTTING		Ford Mustang 289	1:30.279	10	4.643	77.83
7	76	B	Neil C BRAY		Ford Capri	1:30.430	9	4.794	77.70
8	14	C	Tony CRUDGINGTON		Triumph Dolomite Sprint	1:31.163	10	5.527	77.08
9	99	C	Paul CONBOY		Vauxhall Firenza	1:32.030	9	6.394	76.35
10	26	A	Alan WEYMAN		Chevrolet Camaro Z28	1:32.074	6	6.438	76.32
11	71	B	Peter HOLTON		Rover P6	1:32.536	9	6.900	75.94
12	10	A	David EDWARDS		Chevrolet Camaro	1:33.466	9	7.830	75.18
13	57	D	David HALL		Lotus Cortina	1:34.977	9	9.341	73.98
14	90	D	Peter ST BARBE		Lotus Cortina	1:35.124	9	9.488	73.87
15	43	C	Andrew CLARKSON		Vauxhall Firenza	1:35.400	9	9.764	73.66
16	95	C	Len ALLGOOD		Ford Escort RS2000	1:37.426	9	11.790	72.12
17	3	D	James David CHRISTIE		Hillman Avenger	1:38.767	9	13.131	71.14
18	50	E	Steven YOUNG		BL Mini Clubman	1:38.943	4	13.307	71.02
19	20	E	Keith CALVER		Morris Mini Clubman 1275GT	1:40.929	5	15.293	69.62

Car No's 3, 10 & 71 need working transponders please.

Weather / Track : Cloudy / Drying

These results are provisional until the conclusion of any judicial and technical matters.

Snetterton

Circuit Length = 1.9520 miles.

Start: 10:40 End: 10:55

Clerk Of Course:	Stewards:	Timekeeper:
------------------	-----------	-------------

York Fitness Post Historic Touring Car Championship iaw Dunlop QUALIFYING - LAP ANALYSIS

2	Jason CHRISTIE	Ford Escort RS
1 - 1:56.260	6 - 1:31.102	
2 - 1:33.398	7 - 1:28.707	
3 - 1:41.203	8 - 1:29.669	
4 - 1:29.313	9 - 1:30.313	
5 - 1:31.295	10 - 1:29.321	
3	James David CHRISTIE	Hillman Avenger
1 - 2:07.605	6 - 1:40.795	
2 - 1:49.917	7 - 1:39.928	
3 - 1:43.925	8 - 1:38.767	
4 - 1:41.209	9 - 1:42.575	
5 - 1:42.833		
10	David EDWARDS	Chevrolet Camaro
1 - 3:47.876	6 - 1:35.697	
2 - 1:35.452	7 - 1:39.139	
3 - 1:33.466	8 - 1:34.982	
4 - 1:34.308	9 - 1:33.576	
5 - 1:36.101		
14	Tony CRUDGINGTON	Triumph Dolomite Sprint
1 - 2:04.845	6 - 1:32.697	
2 - 1:37.237	7 - 1:31.451	
3 - 1:34.689	8 - 1:31.163	
4 - 1:33.897	9 - 1:31.903	
5 - 1:33.061	10 - 1:31.853	
20	Keith CALVER	Morris Mini Clubman 1275GT
1 - 2:24.413		
2 - 1:41.210		
3 - 2:17.178		
4 - 1:40.929		
5 - 1:55.979P		
26	Alan WEYMAN	Chevrolet Camaro Z28
1 - 2:36.206	6 - 1:32.074	
2 - 1:38.240		
3 - 1:34.267		
4 - 1:34.261		
5 - 1:33.571		

Car No's 3, 10 & 71 need working transponders please.
Weather / Track : Cloudy / Drying

Snetterton
Circuit Length = 1.9520 miles.
Start: 10:40 End: 10:55

York Fitness Post Historic Touring Car Championship iaw Dunlop QUALIFYING - LAP ANALYSIS

(contd.)

29	Jim UTTING	Ford Mustang 289
1 - 1:54.011	6 - 1:31.681	
2 - 1:34.971	7 - 1:30.279	
3 - 1:33.648	8 - 1:31.181	
4 - 1:34.075	9 - 1:31.627	
5 - 1:30.625	10 - 1:30.648	
42	Stephen PRIMETT	Ford Escort
1 - 2:27.981	6 - 1:28.629	
2 - 1:34.690	7 - 1:30.742	
3 - 1:38.544	8 - 1:28.763	
4 - 1:31.203	9 - 1:27.572	
5 - 1:28.257	10 - 1:30.093	
43	Andrew CLARKSON	Vauxhall Firenza
1 - 2:10.995	6 - 1:37.002	
2 - 1:46.244	7 - 1:37.590	
3 - 1:39.697	8 - 1:35.551	
4 - 1:39.036	9 - 1:35.400	
5 - 1:36.529		
49	Mark OSBORNE	Triumph Dolomite Sprint
1 - 2:54.466	6 - 1:31.107	
2 - 1:37.347	7 - 1:30.209	
3 - 1:32.796	8 - 1:31.078	
4 - 1:30.827	9 - 1:31.992	
5 - 1:30.391		
50	Steven YOUNG	BL Mini Clubman
1 - 2:21.007		
2 - 1:38.943		
3 - 3:39.609P		
4 - 2:53.187P		
55	David HOWARD	Jaguar XJ12 Series One
1 - 2:02.623	6 - 1:27.687	
2 - 1:34.161	7 - 1:27.107	
3 - 1:31.017	8 - 1:26.400	
4 - 1:28.711	9 - 1:25.636	
5 - 1:27.484	10 - 1:26.191	

Car No's 3, 10 & 71 need working transponders please.
Weather / Track : Cloudy / Drying

Snetterton
Circuit Length = 1.9520 miles.
Start: 10:40 End: 10:55

York Fitness Post Historic Touring Car Championship iaw Dunlop QUALIFYING - LAP ANALYSIS

(contd.)

57	David HALL	Lotus Cortina
1 - 2:11.512	6 - 1:36.763	
2 - 1:46.943	7 - 1:36.189	
3 - 1:39.122	8 - 1:35.413	
4 - 2:26.202	9 - 1:34.977	
5 - 1:38.516		
58	David THOMAS	Ford Capri MK1
1 - 2:24.182	6 - 1:27.953	
2 - 1:35.739	7 - 1:28.371	
3 - 1:32.471	8 - 1:27.864	
4 - 1:32.609	9 - 1:26.894	
5 - 1:29.986	10 - 1:42.818	
71	Peter HOLTON	Rover P6
1 - 2:41.442	6 - 1:34.612	
2 - 1:50.177	7 - 1:35.537	
3 - 1:41.748	8 - 1:33.470	
4 - 1:40.071	9 - 1:32.536	
5 - 1:38.754		
76	Neil C BRAY	Ford Capri
1 - 2:37.776	6 - 1:33.794	
2 - 1:41.519	7 - 1:32.316	
3 - 1:37.165	8 - 1:32.606	
4 - 1:33.716	9 - 1:30.430	
5 - 1:35.233		
90	Peter ST BARBE	Lotus Cortina
1 - 2:03.491	6 - 1:36.149	
2 - 1:44.435	7 - 1:35.640	
3 - 1:41.253	8 - 1:35.153	
4 - 1:39.153	9 - 1:35.124	
5 - 1:36.972		
95	Len ALLGOOD	Ford Escort RS2000
1 - 2:01.507	6 - 1:37.426	
2 - 1:45.191	7 - 1:37.908	
3 - 1:44.671	8 - 1:38.287	
4 - 1:41.232	9 - 1:37.604	
5 - 1:37.874		

Car No's 3, 10 & 71 need working transponders please.
Weather / Track : Cloudy / Drying

Snetterton
Circuit Length = 1.9520 miles.
Start: 10:40 End: 10:55

York Fitness Post Historic Touring Car Championship iaw Dunlop QUALIFYING - LAP ANALYSIS


(contd.)

99	Paul CONBOY	Vauxhall Firenza
1 - 2:08.075	6 - 1:34.383	
2 - 1:41.674	7 - 1:42.738	
3 - 1:36.600	8 - 1:33.196	
4 - 1:34.658	9 - 1:41.696	
5 - 1:32.030		

Car No's 3, 10 & 71 need working transponders please.
Weather / Track : Cloudy / Drying

**York Fitness Post Historic Touring Car Championship iaw Dunlop
GRID - RACE 4**

ROW 10	20	CALVER	
ROW 9	3	CHRISTIE	50 YOUNG
ROW 8	43	CLARKSON	95 ALLGOOD
ROW 7	57	HALL	90 ST BARBE
ROW 6	71	HOLTON	10 EDWARDS
ROW 5	99	CONBOY	26 WEYMAN
ROW 4	76	BRAY	14 CRUDGINGTON
ROW 3	49	OSBORNE	29 UTTING
ROW 2	42	PRIMETT	2 CHRISTIE
ROW 1	55	HOWARD	58 THOMAS
		POLE	



Car No's 3, 10 & 71 need working transponders please.

Weather / Track : Cloudy / Drying

These results are provisional until the conclusion of any judicial and technical matters.

Snetterton

Circuit Length = 1.9520 miles.

Start: 10:40 End: 10:55

Clerk Of Course:	Stewards:	Timekeeper:
------------------	-----------	-------------

York Fitness Post Historic Touring Car Championship iaw Dunlop

RACE CLASSIFICATION - RACE 4

POS	NO	CL	NAME	NAT	CAR	TIME	LAPS	GAP	MPH	BEST
1	58	B	David THOMAS		Ford Capri MK1	21:24.081	12		65.67	1:44.401
2	55	A	David HOWARD		Jaguar XJ12 Series One	21:24.961	12	0.880	65.62	1:44.716
3	42	C	Stephen PRIMETT		Ford Escort	21:40.877	12	16.796	64.82	1:46.180
4	20	E	Keith CALVER		Morris Mini Clubman 1275GT	22:02.791	12	38.710	63.74	1:46.112
5	2	C	Jason CHRISTIE		Ford Escort RS	22:13.171	12	49.090	63.25	1:48.461
6	49	C	Mark OSBORNE		Triumph Dolomite Sprint	22:14.179	12	50.098	63.20	1:46.402
7	29	A	Jim UTTING		Ford Mustang 289	22:48.512	12	1:24.431	61.61	1:50.655
8	71	B	Peter HOLTON		Rover P6	22:49.292	12	1:25.211	61.58	1:50.187
9	76	B	Neil C BRAY		Ford Capri	22:49.800	12	1:25.719	61.56	1:49.564
10	57	D	David HALL		Lotus Cortina	22:52.679	12	1:28.598	61.43	1:50.197
11	43	C	Andrew CLARKSON		Vauxhall Firenza	21:34.640	11	1 LAP	59.70	1:54.153
12	3	D	James David CHRISTIE		Hillman Avenger	22:15.866	11	1 LAP	57.86	1:54.367
NOT CLASSIFIED										
14	C	Tony CRUDGINGTON		Triumph Dolomite Sprint	2:05.077	1	D.N.F.	56.18	2:05.077	
90	D	Peter ST BARBE		Lotus Cortina	2:29.815	1	D.N.F.	46.90		
99	C	Paul CONBOY		Vauxhall Firenza		0	D.N.F.	N/A		
FASTEST LAP										
58	B	David THOMAS		Ford Capri MK1	1:44.401	10	67.31mph	108.32kph		
55	A	David HOWARD		Jaguar XJ12 Series One	1:44.716	10	67.10mph	107.99kph		
20	E	Keith CALVER		Morris Mini Clubman 1275GT	1:46.112	5	66.22mph	106.57kph		
42	C	Stephen PRIMETT		Ford Escort	1:46.180	11	66.18mph	106.50kph		
57	D	David HALL		Lotus Cortina	1:50.197	11	63.76mph	102.62kph		

Weather / Track : Cloudy / Wet

These results are provisional until the conclusion of any judicial and technical matters.

Snetterton

Circuit Length = 1.9520 miles.

Start: 15:54 End: 16:16

Clerk Of Course:	Stewards:	Timekeeper:
------------------	-----------	-------------

York Fitness Post Historic Touring Car Championship iaw Dunlop RACE CLASSIFICATION - RACE 4 - LAP CHART

Lap 1			Lap 2			Lap 3			Lap 4			Lap 5		
No	Behind	Laptime	No	Behind	Laptime	No	Behind	Laptime	No	Behind	Laptime	No	Behind	Laptime
55		1:56.349	58		1:48.940	58		1:48.719	58		1:46.411	58		1:46.444
58	0.286	1:56.635	55	1.065	1:50.291	55	1.314	1:48.968	55	0.890	1:45.987	55	0.911	1:46.465
42	2.202	1:58.551	42	2.994	1:50.018	42	3.926	1:49.651	42	4.459	1:46.944	42	5.510	1:47.495
29	5.030	2:01.379	2	6.823	1:51.027	2	8.751	1:50.647	2	12.096	1:49.756	20	15.079	1:46.112
2	5.022	2:01.371	29	11.073	1:55.269	20	14.967	1:49.549	20	15.411	1:46.855	2	15.829	1:50.177
14	8.728	2:05.077	20	14.137	1:51.563	29	16.408	1:54.054	29	22.469	1:52.472	29	29.638	1:53.613
76	11.583	2:07.932	76	20.411	1:58.054	49	22.955	1:51.254	49	27.015	1:50.471	49	30.541	1:49.970
20	11.800	2:08.149	49	20.420	1:58.064	76	26.143	1:54.451	76	33.239	1:53.507	76	38.209	1:51.414
49	11.582	2:07.931	57	22.381	1:58.447	57	28.681	1:55.019	57	36.756	1:54.486	57	42.815	1:52.503
57	13.160	2:09.509	71	24.595	1:57.435	71	31.662	1:55.786	71	37.752	1:52.501	71	43.850	1:52.542
71	16.386	2:12.735	43	30.722	1:58.395	43	39.507	1:57.504	43	48.226	1:55.130	43	57.064	1:55.282
43	21.553	2:17.902	3	38.228	2:03.967	3	50.159	2:00.650	3	1:04.979	2:01.231	3	1:19.899	2:01.364
3	23.487	2:19.836												
90	33.466	2:29.815P												

York Fitness Post Historic Touring Car Championship iaw Dunlop

RACE CLASSIFICATION - RACE 4 - LAP CHART

(contd.)

Lap 6			Lap 7			Lap 8			Lap 9			Lap 10		
No	Behind	Laptime	No	Behind	Laptime	No	Behind	Laptime	No	Behind	Laptime	No	Behind	Laptime
58		1:45.261	58		1:45.637	58		1:46.127	58		1:44.880	58		1:44.401
55	1.934	1:46.284	55	1.429	1:45.132	55	0.940	1:45.638	55	0.877	1:44.817	55	1.192	1:44.716
42	7.382	1:47.133	42	8.959	1:47.214	3	1 LAP	2:01.740	42	11.262	1:47.127	42	13.944	1:47.083
2	20.482	1:49.914	20	24.849	1:47.408	42	9.015	1:46.183	3	1 LAP	1:58.205	3	1 LAP	1:54.367
20	23.078	1:53.260	2	26.347	1:51.502	20	27.462	1:48.740	20	29.519	1:46.937	20	31.786	1:46.668
49	36.480	1:51.200	49	38.806	1:47.963	2	31.260	1:51.040	2	37.277	1:50.897	2	41.337	1:48.461
29	37.839	1:53.462	29	42.857	1:50.655	49	41.145	1:48.466	49	43.380	1:47.115	49	46.439	1:47.460
76	45.349	1:52.401	76	50.985	1:51.273	29	50.904	1:54.174	29	59.414	1:53.390	29	1:08.776	1:53.763
57	49.572	1:52.018	71	57.717	1:52.541	76	55.521	1:50.663	76	1:06.993	1:56.352	76	1:12.156	1:49.564
71	50.813	1:52.224	57	58.642	1:54.707	71	1:01.802	1:50.212	71	1:07.697	1:50.775	71	1:13.483	1:50.187
43	1:07.785	1:55.982	43	1:16.759	1:54.611	57	1:04.871	1:52.356	57	1:11.241	1:51.250	57	1:17.404	1:50.564
3	1:36.223	2:01.585				43	1:24.785	1:54.153	43	1:34.741	1:54.836			

Weather / Track : Cloudy / Wet

**York Fitness Post Historic Touring Car Championship iaw Dunlop
RACE CLASSIFICATION - RACE 4 - LAP CHART**

(contd.)

Lap 11			Lap 12			Lap 13			Lap 14			Lap 15		
No	Behind	Laptime	No	Behind	Laptime	No	Behind	Laptime	No	Behind	Laptime	No	Behind	Laptime
58		1:45.017	58		1:45.609									
43	1 LAP	1:55.507	55	0.880	1:45.450									
55	1.039	1:44.864	43	1 LAP	1:55.338									
42	15.107	1:46.180	42	16.796	1:47.298									
20	35.015	1:48.246	20	38.710	1:49.304									
3	1 LAP	1:55.841	2	49.090	1:49.423									
2	45.276	1:48.956	49	50.098	1:46.402									
49	49.305	1:47.883	3	1 LAP	1:57.080									
29	1:17.076	1:53.317	29	1:24.431	1:52.964									
76	1:18.416	1:51.277	71	1:25.211	1:51.623									
71	1:19.197	1:50.731	76	1:25.719	1:52.912									
57	1:22.584	1:50.197	57	1:28.598	1:51.623									

BARC Clubmans Cup QUALIFYING - RACE 5

POS	NO	CL	NAME	NAT	CAR	TIME	LAPS	GAP	MPH
1	29		Alex OSBORNE		Mallock MK30 PR	1:15.393	11		93.20
2	2		Howard PAYNE		Mallock MK20	1:15.897	12	0.504	92.58
3	3		Adrian LESTER		Mallock MK35k	1:16.595	11	1.202	91.74
4	7		Paul FREEMAN		Ardmore FR95B	1:16.673	12	1.280	91.65
5	12		Jamie CHAMPKIN		Phantom P94/05	1:16.705	12	1.312	91.61
6	14		Adrian BROWN		Mallock MK18B	1:17.082	11	1.689	91.16
7	13		Guy PARR		Mallock MK30	1:17.156	11	1.763	91.07
8	23		Des ANDREWS		Mallock MK23	1:17.407	11	2.014	90.78
9	10		Ian CROMBIE		Mallock MK28B	1:17.609	10	2.216	90.54
10	43		Brendan HERD		Mallock MK21	1:17.633	11	2.240	90.51
11	57		David MADGWICK		Mallock MK27 EBX	1:17.809	11	2.416	90.31
12	9		Marcus BICKNELL		Mallock MK26/27 SG	1:17.886	11	2.493	90.22
13	52		John PALMER		Mallock MK21/22	1:17.935	11	2.542	90.16
14	28		Simon KELLY		Mallock MK27/28	1:18.146	3	2.753	89.92
15	16		Christopher BURNHAM		Mallock MK21 CD	1:18.585	11	3.192	89.42
16	50		Arthur DICKENS		Mallock MK29	1:20.525	11	5.132	87.26
17	31		Tony POUYANNE		Phantom	1:22.548	11	7.155	85.12

Weather / Track : Cloudy / Damp

These results are provisional until the conclusion of any judicial and technical matters.

Snetterton

Circuit Length = 1.9520 miles.

Start: 11:05 End: 11:20

Clerk Of Course:

Stewards:

Timekeeper:

BARC Clubmans Cup QUALIFYING - LAP ANALYSIS

2	Howard PAYNE	Mallock MK20	
1 -	1:41.058	6 -	1:16.105
2 -	1:20.572	7 -	1:21.066
3 -	1:17.211	8 -	1:19.249
4 -	1:16.791	9 -	1:16.233
5 -	1:16.983	10 -	1:16.706
11 -	1:16.537	12 -	1:15.897
3	Adrian LESTER	Mallock MK35k	
1 -	2:01.631	6 -	1:19.081
2 -	1:22.101	7 -	1:19.519
3 -	1:19.676	8 -	1:17.333
4 -	1:18.229	9 -	1:16.925
5 -	1:18.017	10 -	1:16.595
11 -	1:17.233		
7	Paul FREEMAN	Ardmore FR95B	
1 -	1:42.644	6 -	1:17.504
2 -	1:22.384	7 -	1:17.052
3 -	1:19.750	8 -	1:16.869
4 -	1:18.529	9 -	1:18.411
5 -	1:18.072	10 -	1:16.673
11 -	1:17.085	12 -	1:19.309
9	Marcus BICKNELL	Mallock MK26/27 SG	
1 -	1:58.057	6 -	1:18.670
2 -	1:26.491	7 -	1:18.609
3 -	1:21.523	8 -	1:17.886
4 -	1:20.468	9 -	1:22.822
5 -	1:21.120	10 -	1:18.271
11 -	1:18.189		
10	Ian CROMBIE	Mallock MK28B	
1 -	1:57.187	6 -	1:18.456
2 -	1:28.225	7 -	1:17.643
3 -	1:22.307	8 -	1:17.609
4 -	1:22.195	9 -	1:19.648
5 -	1:19.499	10 -	1:58.253P
12	Jamie CHAMPKIN	Phantom P94/05	
1 -	1:39.399	6 -	1:16.705
2 -	1:23.869	7 -	1:18.154
3 -	1:19.476	8 -	1:17.786
4 -	1:18.410	9 -	1:17.009
5 -	1:17.603	10 -	1:17.287
11 -	1:18.786	12 -	1:17.150

BARC Clubmans Cup QUALIFYING - LAP ANALYSIS

(contd.)

13	Guy PARR	Mallock MK30
1 - 1:44.772	6 - 1:17.804	11 - 1:17.344
2 - 1:24.863	7 - 1:19.834	
3 - 1:21.624	8 - 1:18.244	
4 - 1:18.372	9 - 1:18.616	
5 - 1:19.352	10 - 1:17.156	
14	Adrian BROWN	Mallock MK18B
1 - 1:51.433	6 - 1:17.934	11 - 1:20.534
2 - 1:24.034	7 - 1:17.783	
3 - 1:22.011	8 - 1:17.649	
4 - 1:20.561	9 - 1:17.082	
5 - 1:19.715	10 - 1:17.847	
16	Christopher BURNHAM	Mallock MK21 CD
1 - 2:07.307	6 - 1:25.541	11 - 1:18.585
2 - 1:27.712	7 - 1:19.973	
3 - 1:23.470	8 - 1:22.381	
4 - 1:27.189	9 - 1:19.920	
5 - 1:21.443	10 - 1:19.203	
23	Des ANDREWS	Mallock MK23
1 - 1:49.082	6 - 1:23.954	11 - 1:17.471
2 - 1:25.937	7 - 1:18.971	
3 - 1:23.460	8 - 1:18.436	
4 - 1:21.482	9 - 1:17.737	
5 - 1:19.555	10 - 1:17.407	
28	Simon KELLY	Mallock MK27/28
1 - X:00.000		
2 - 1:20.100		
3 - 1:18.146		
29	Alex OSBORNE	Mallock MK30 PR
1 - 1:52.536	6 - 1:15.698	11 - 1:15.999
2 - 1:21.012	7 - 1:17.259	
3 - 1:18.231	8 - 1:19.114	
4 - 1:18.014	9 - 1:16.254	
5 - 1:16.824	10 - 1:15.393	


BARC Clubmans Cup QUALIFYING - LAP ANALYSIS

(contd.)

31	Tony POUYANNE	Phantom
1 - 2:01.371	6 - 1:22.548	11 - 1:25.392
2 - 1:30.165	7 - 1:23.477	
3 - 1:26.443	8 - 1:25.526	
4 - 1:24.391	9 - 1:23.970	
5 - 1:23.937	10 - 1:24.448	
43	Brendan HERD	Mallock MK21
1 - 1:48.163	6 - 1:21.165	11 - 1:17.633
2 - 1:25.192	7 - 1:19.260	
3 - 1:23.108	8 - 1:18.616	
4 - 1:21.029	9 - 1:17.953	
5 - 1:21.244	10 - 1:18.173	
50	Arthur DICKENS	Mallock MK29
1 - 1:56.651	6 - 1:21.284	11 - 1:21.227
2 - 1:33.974	7 - 1:21.303	
3 - 1:25.929	8 - 1:20.873	
4 - 1:23.630	9 - 1:22.193	
5 - 1:22.766	10 - 1:20.525	
52	John PALMER	Mallock MK21/22
1 - 1:53.066	6 - 1:20.573	11 - 1:17.935
2 - 1:28.706	7 - 1:19.490	
3 - 1:25.306	8 - 1:19.166	
4 - 1:24.548	9 - 1:18.906	
5 - 1:22.049	10 - 1:18.554	
57	David MADGWICK	Mallock MK27 EBX
1 - 2:03.783	6 - 1:18.901	11 - 1:27.933
2 - 1:23.196	7 - 1:17.809	
3 - 1:21.002	8 - 1:18.246	
4 - 1:18.867	9 - 1:18.446	
5 - 1:19.484	10 - 1:17.932	

BARC Clubmans Cup

GRID - RACE 5

ROW 9	31	POUYANNE	
ROW 8	16	BURNHAM	50 DICKENS
ROW 7	52	PALMER	28 KELLY
ROW 6	57	MADGWICK	9 BICKNELL
ROW 5	10	CROMBIE	43 HERD
ROW 4	13	PARR	23 ANDREWS
ROW 3	12	CHAMPKIN	14 BROWN
ROW 2	3	LESTER	7 FREEMAN
ROW 1	29	OSBORNE	2 PAYNE
POLE			
			

Weather / Track : Cloudy / Damp

These results are provisional until the conclusion of any judicial and technical matters.

Snetterton
 Circuit Length = 1.9520 miles.
 Start: 11:05 End: 11:20

Clerk Of Course:	Stewards:	Timekeeper:
------------------	-----------	-------------

BARC Clubmans Cup RACE CLASSIFICATION - RACE 5

POS	NO	CL	NAME	NAT	CAR	TIME	LAPS	GAP	MPH	BEST
1	2		Howard PAYNE		Mallock MK20	18:05.449	12		77.68	1:29.077
2	29		Alex OSBORNE		Mallock MK30 PR	18:13.681	12	8.232	77.10	1:28.960
3	3		Adrian LESTER		Mallock MK35k	18:25.383	12	19.934	76.28	1:29.958
4	7		Paul FREEMAN		Ardmore FR95B	18:33.606	12	28.157	75.72	1:29.366
5	23		Des ANDREWS		Mallock MK23	18:36.222	12	30.773	75.54	1:30.757
6	9		Marcus BICKNELL		Mallock MK26/27 SG	18:40.103	12	34.654	75.28	1:30.656
7	13		Guy PARR		Mallock MK30	18:40.609	12	35.160	75.25	1:31.440
8	10		Ian CROMBIE		Mallock MK28B	18:59.833	12	54.384	73.98	1:32.028
9	57		David MADGWICK		Mallock MK27 EBX	18:08.824	11	1 LAP	70.99	1:36.158
10	31		Tony POUYANNE		Phantom	18:19.337	11	1 LAP	70.31	1:36.818
11	50		Arthur DICKENS		Mallock MK29	18:19.776	11	1 LAP	70.28	1:35.802
12	28		Simon KELLY		Mallock MK27/28	18:23.726	11	1 LAP	70.03	1:38.207
13	43		Brendan HERD		Mallock MK21	18:54.031	11	1 LAP	68.16	1:38.963
14	16		Christopher BURNHAM		Mallock MK21 CD	19:13.740	11	1 LAP	66.99	1:40.067
15	14		Adrian BROWN		Mallock MK18B	19:14.611	11	1 LAP	66.94	1:35.331
16	52		John PALMER		Mallock MK21/22	19:16.617	11	1 LAP	66.83	1:40.750
FASTEST LAP										
	29		Alex OSBORNE		Mallock MK30 PR	1:28.960	8	78.99mph	127.12kph	

Weather / Track : Cloudy / Wet

These results are provisional until the conclusion of any judicial and technical matters.

Snetterton

Circuit Length = 1.9520 miles.

Start: 17:15 End: 17:33

Clerk Of Course:

Stewards:

Timekeeper:

**BARC Clubmans Cup
RACE CLASSIFICATION - RACE 5 - LAP CHART**

Lap 1			Lap 2			Lap 3			Lap 4			Lap 5		
No	Behind	Laptime	No	Behind	Laptime	No	Behind	Laptime	No	Behind	Laptime	No	Behind	Laptime
2		1:35.724	2		1:30.487	2		1:29.077	2		1:30.074	2		1:29.666
29	0.914	1:36.638	29	1.027	1:30.600	29	1.538	1:29.588	29	0.868	1:29.404	29	3.555	1:32.353
3	3.016	1:38.740	3	6.171	1:33.642	3	10.376	1:33.282	3	13.001	1:32.699	3	14.644	1:31.309
13	6.964	1:42.688	13	10.859	1:34.382	13	14.645	1:32.863	13	16.664	1:32.093	14	1 LAP	2:36.249P
10	8.551	1:44.275	10	12.129	1:34.065	23	15.718	1:32.166	23	18.514	1:32.870	13	19.833	1:32.835
23	9.459	1:45.183	23	12.629	1:33.657	10	16.990	1:33.938	10	19.208	1:32.292	23	20.950	1:32.102
7	11.030	1:46.754	7	15.327	1:34.784	7	19.412	1:33.162	7	21.727	1:32.389	7	24.623	1:32.562
9	12.503	1:48.227	9	16.728	1:34.712	9	21.273	1:33.622	9	23.055	1:31.856	9	26.420	1:33.031
14	13.726	1:49.450	57	23.239	1:39.133	57	33.514	1:39.352	57	42.844	1:39.404	10	35.980	1:46.438
57	14.593	1:50.317	14	26.098	1:42.859	28	38.007	1:40.305	28	47.666	1:39.733	57	50.988	1:37.810
28	17.172	1:52.896	28	26.779	1:40.094	14	39.969	1:42.948	31	50.987	1:39.770	28	57.861	1:39.861
52	17.548	1:53.272	31	30.164	1:41.951	31	41.291	1:40.204	50	53.359	1:38.574	31	59.174	1:37.853
31	18.700	1:54.424	50	33.273	1:42.157	50	44.859	1:40.663	43	57.856	1:40.983	50	1:00.709	1:37.016
43	20.704	1:56.428	43	35.984	1:45.767	43	46.947	1:40.040	52	1:04.169	1:42.769	43	1:08.466	1:40.276
50	21.603	1:57.327	52	36.344	1:49.283	52	51.474	1:44.207	16	1:08.673	1:42.148	52	1:15.253	1:40.750
16	24.653	2:00.377	16	41.371	1:47.205	16	56.599	1:44.305				16	1:21.351	1:42.344

BARC Clubmans Cup
RACE CLASSIFICATION - RACE 5 - LAP CHART
 (contd.)

Lap 6			Lap 7			Lap 8			Lap 9			Lap 10		
No	Behind	Laptime	No	Behind	Laptime	No	Behind	Laptime	No	Behind	Laptime	No	Behind	Laptime
2		1:29.711	2		1:29.973	2		1:29.577	2		1:29.689	2		1:31.257
29	3.439	1:29.595	29	3.365	1:29.899	29	2.748	1:28.960	29	9.031	1:35.972	31	1 LAP	1:37.566
3	15.592	1:30.659	16	1 LAP	1:43.661	52	1 LAP	1:44.146	43	1 LAP	1:45.290	28	1 LAP	1:38.492
13	22.144	1:32.022	3	15.577	1:29.958	16	1 LAP	1:40.460	3	18.132	1:31.045	50	1 LAP	1:38.392
23	23.092	1:31.853	13	23.721	1:31.550	3	16.776	1:30.776	16	1 LAP	1:40.699	29	7.385	1:29.611
7	26.932	1:32.020	23	25.065	1:31.946	13	25.584	1:31.440	23	28.960	1:32.255	3	18.538	1:31.663
9	27.952	1:31.243	7	27.596	1:30.637	23	26.394	1:30.906	13	29.481	1:33.586	43	1 LAP	1:39.867
14	1 LAP	1:45.978	9	28.635	1:30.656	7	27.811	1:29.792	7	29.615	1:31.493	23	29.380	1:31.677
10	38.820	1:32.551	14	1 LAP	1:36.401	9	30.174	1:31.116	9	31.490	1:31.005	7	29.490	1:31.132
57	59.569	1:38.292	10	40.887	1:32.040	10	43.957	1:32.647	52	1 LAP	1:50.205	13	30.987	1:32.763
28	1:06.847	1:38.697	57	1:07.134	1:37.538	14	1 LAP	1:37.542	10	46.296	1:32.028	9	31.652	1:31.419
31	1:07.702	1:38.239	28	1:15.081	1:38.207	57	1:14.532	1:36.975	14	1 LAP	1:35.331	16	1 LAP	1:43.256
50	1:08.161	1:37.163	31	1:15.657	1:37.928	31	1:23.382	1:37.302	57	1:21.444	1:36.601	52	1 LAP	1:46.278
43	1:17.900	1:39.145	50	1:15.996	1:37.808	28	1:24.073	1:38.569				10	47.685	1:32.646
52	1:27.474	1:41.932	43	1:26.890	1:38.963	50	1:24.558	1:38.139				14	1 LAP	1:36.079
												57	1:26.345	1:36.158

BARC Clubmans Cup
RACE CLASSIFICATION - RACE 5 - LAP CHART
 (contd.)

Lap 11			Lap 12			Lap 13			Lap 14			Lap 15		
No	Behind	Laptime	No	Behind	Laptime	No	Behind	Laptime	No	Behind	Laptime	No	Behind	Laptime
2		1:29.894	2		1:30.320									
31	1 LAP	1:37.282	57	1 LAP	1:37.244									
50	1 LAP	1:35.802	29	8.232	1:30.451									
29	8.101	1:30.610	31	1 LAP	1:36.818									
28	1 LAP	1:38.594	50	1 LAP	1:36.735									
3	19.380	1:30.736	28	1 LAP	1:38.278									
7	28.962	1:29.366	3	19.934	1:30.874									
23	30.336	1:30.850	7	28.157	1:29.515									
13	32.749	1:31.656	23	30.773	1:30.757									
9	33.431	1:31.673	9	34.654	1:31.543									
43	1 LAP	1:44.180	13	35.160	1:32.731									
16	1 LAP	1:40.067	43	1 LAP	1:43.092									
10	50.496	1:32.705	10	54.384	1:34.208									
52	1 LAP	1:42.477	16	1 LAP	1:49.218									
14	1 LAP	1:35.377	14	1 LAP	1:36.397									
			52	1 LAP	1:41.298									

Kumho BMW Championship

QUALIFYING - RACE 6

POS	NO	CL	NAME	NAT	CAR	TIME	LAPS	GAP	MPH
1	1	A	Martyn BELL		BMW E46 M3	1:18.386	11		89.64
2	2	A	Rick KERRY		BMW M3 Evo	1:18.611	11	0.225	89.39
3	11	A	Mark GRADY		BMW M3	1:19.779	8	1.393	88.08
4	35	B	Giovanni di GENNARO		BMW E30 M3	1:20.827	10	2.441	86.94
5	17	A	Paul WINTER		BMW M3 Evo	1:21.517	11	3.131	86.20
6	30	B	Richard MALLINSON		BMW E30 M3	1:21.557	11	3.171	86.16
7	42	C	Ian CRISP		BMW 325	1:22.711	11	4.325	84.96
8	6	A	Colin WHITMORE		BMW E36 M3	1:22.994	7	4.608	84.67
9	12	A	Mikael WALTERS		BMW E30 M3	1:23.859	9	5.473	83.79
10	44	C	James PERROTT		BMW 325i	1:23.943	6	5.557	83.71
11	34	C	James COOK		BMW E30 M3	1:24.248	10	5.862	83.41
12	22	B	Evelyne BUANIC		BMW E30 M3	1:25.128	9	6.742	82.54
13	33	B	Brian JORDAN		BMW M6	1:26.337	5	7.951	81.39
14	50	D	Lea SANDY		BMW E30 325i	1:27.379	10	8.993	80.42
15	24	B	Mark ASTALL		BMW E30 M3	1:29.054	9	10.668	78.90
16	61	E	Pete SMITH		BMW 320	1:31.464	9	13.078	76.83
17	86	E	Robert SADLER		BMW	1:31.756	9	13.370	76.58
18	21	E	Andrew BUSBY		BMW 318i	1:32.027	9	13.641	76.36
19	58	E	Andrew PARTRIDGE		BMW 320	1:32.595	7	14.209	75.89
20	77	E	Andrew COTTERILL		BMW 320i	1:33.488	10	15.102	75.16
21	55	E	Alan WILEMAN		BMW 320	1:33.630	5	15.244	75.05
22	76	E	Simon FOX		BMW E30 318i	1:33.856	10	15.470	74.87
23	88	E	Adrian BEARD		BMW 320	1:33.908	8	15.522	74.83
24	62	E	Richard CORMODE		BMW 320	1:34.710	9	16.324	74.19
25	91	E	Tony DOE		BMW 320	1:35.667	8	17.281	73.45
26	97	E	Nigel BRITAIN		BMW 318	1:35.874	8	17.488	73.29

Car No's 33 & 61 need working transponders please.

Weather / Track : Cloudy / Damp

These results are provisional until the conclusion of any judicial and technical matters.

Snetterton

Circuit Length = 1.9520 miles.

Start: 11:26 End: 11:41

Clerk Of Course:	Stewards:	Timekeeper:

Kumho BMW Championship QUALIFYING - LAP ANALYSIS

1	Martyn BELL	BMW E46 M3
1 - 1:51.259	6 - 1:20.145	11 - 1:19.315
2 - 1:19.875	7 - 1:23.998	
3 - 1:18.538	8 - 1:20.219	
4 - 1:18.386	9 - 1:20.249	
5 - 1:18.950	10 - 1:19.665	
2	Rick KERRY	BMW M3 Evo
1 - 1:56.344	6 - 1:20.759	11 - 1:18.611
2 - 1:27.578	7 - 1:24.085	
3 - 1:20.688	8 - 1:20.096	
4 - 1:20.304	9 - 1:19.082	
5 - 1:19.243	10 - 1:18.833	
6	Colin WHITMORE	BMW E36 M3
1 - 3:03.371	6 - 5:06.380P	
2 - 1:26.327	7 - 1:32.577	
3 - 1:24.741		
4 - 1:25.142		
5 - 1:22.994		
11	Mark GRADY	BMW M3
1 - 1:52.034	6 - 1:47.942	
2 - 1:22.471	7 - 2:15.528P	
3 - 1:19.779	8 - 1:27.606	
4 - 1:20.235		
5 - 1:23.568		
12	Mikael WALTERS	BMW E30 M3
1 - 4:37.260	6 - 1:26.489	
2 - 1:27.891	7 - 1:25.660	
3 - 1:25.979	8 - 1:23.859	
4 - 1:24.040	9 - 1:27.189	
5 - 1:26.413		
17	Paul WINTER	BMW M3 Evo
1 - 1:58.195	6 - 1:21.517	11 - 1:23.077
2 - 1:28.273	7 - 1:22.618	
3 - 1:22.537	8 - 1:23.126	
4 - 1:22.099	9 - 1:24.670	
5 - 1:22.670	10 - 1:21.730	

Car No's 33 & 61 need working transponders please.
Weather / Track : Cloudy / Damp

Snetterton
Circuit Length = 1.9520 miles.
Start: 11:26 End: 11:41

Kumho BMW Championship QUALIFYING - LAP ANALYSIS

(contd.)

21	Andrew BUSBY	BMW 318i	
1 -	4:01.798	6 - 1:34.037	
2 -	1:33.169	7 - 1:33.237	
3 -	1:32.875	8 - 1:32.221	
4 -	1:33.997	9 - 1:32.027	
5 -	1:35.746		
22	Evelyne BUANIC	BMW E30 M3	
1 -	3:38.472	6 - 1:28.121	
2 -	1:31.849	7 - 1:25.258	
3 -	1:27.293	8 - 1:27.225	
4 -	1:27.796	9 - 1:25.416	
5 -	1:25.128		
24	Mark ASTALL	BMW E30 M3	
1 -	2:02.745	6 - 1:29.867	
2 -	1:37.088	7 - 1:30.940	
3 -	1:31.259	8 - 1:31.402	
4 -	1:29.054	9 - 3:06.490P	
5 -	1:29.394		
30	Richard MALLINSON	BMW E30 M3	
1 -	1:52.907	6 - 1:22.017	11 - 1:23.030
2 -	1:23.227	7 - 1:24.789	
3 -	1:27.255	8 - 1:24.151	
4 -	1:22.321	9 - 1:24.262	
5 -	1:21.557	10 - 1:23.369	
33	Brian JORDAN	BMW M6	
1 -	2:09.330		
2 -	1:39.133		
3 -	1:29.715		
4 -	1:26.337		
5 -	1:28.966		
34	James COOK	BMW E30 M3	
1 -	2:25.367	6 - 1:24.355	
2 -	1:30.370	7 - 1:27.002	
3 -	1:25.908	8 - 1:24.282	
4 -	1:24.980	9 - 1:24.689	
5 -	1:26.490	10 - 1:24.248	

Car No's 33 & 61 need working transponders please.
Weather / Track : Cloudy / Damp

Snetterton
Circuit Length = 1.9520 miles.
Start: 11:26 End: 11:41

Kumho BMW Championship QUALIFYING - LAP ANALYSIS

(contd.)

35	Giovanni di GENNARO	BMW E30 M3
1 - 1:54.633	6 - 1:21.091	
2 - 1:26.261	7 - 1:25.047	
3 - 1:22.281	8 - 1:21.949	
4 - 1:21.527	9 - 1:20.827	
5 - 1:21.147	10 - 2:05.549P	
42	Ian CRISP	BMW 325
1 - 1:58.063	6 - 1:24.334	11 - 1:22.951
2 - 1:27.889	7 - 1:26.338	
3 - 1:26.545	8 - 1:25.246	
4 - 1:24.769	9 - 1:23.649	
5 - 1:24.860	10 - 1:22.711	
44	James PERROTT	BMW 325i
1 - 2:00.073	6 - 1:25.957	
2 - 1:30.686		
3 - 1:24.978		
4 - 1:24.692		
5 - 1:23.943		
50	Lea SANDY	BMW E30 325i
1 - 2:25.736	6 - 1:44.265	
2 - 1:40.346	7 - 1:29.720	
3 - 1:37.415	8 - 1:29.102	
4 - 1:32.088	9 - 1:28.680	
5 - 1:34.517	10 - 1:27.379	
55	Alan WILEMAN	BMW 320
1 - 2:31.177		
2 - 1:34.028		
3 - 1:33.630		
4 - 1:35.626		
5 - 1:37.720		
58	Andrew PARTRIDGE	BMW 320
1 - 2:04.711	6 - 4:58.695P	
2 - 1:36.651	7 - 1:46.037	
3 - 1:36.372		
4 - 1:33.465		
5 - 1:32.595		

Car No's 33 & 61 need working transponders please.
Weather / Track : Cloudy / Damp

Snetterton
Circuit Length = 1.9520 miles.
Start: 11:26 End: 11:41

Kumho BMW Championship QUALIFYING - LAP ANALYSIS

(contd.)

61	Pete SMITH	BMW 320
1 - 2:11.260	6 - 1:31.897	
2 - 1:37.225	7 - 2:08.325P	
3 - 1:59.383	8 - 1:41.623	
4 - 1:35.006	9 - 1:31.464	
5 - 1:33.948		
62	Richard CORMODE	BMW 320
1 - 3:19.134	6 - 1:37.512	
2 - 1:40.296	7 - 1:36.555	
3 - 1:36.358	8 - 1:34.748	
4 - 1:40.603	9 - 1:34.710	
5 - 1:39.180		
76	Simon FOX	BMW E30 318i
1 - 2:05.867	6 - 1:39.021	
2 - 1:35.979	7 - 1:38.587	
3 - 1:39.247	8 - 1:36.755	
4 - 1:34.502	9 - 1:34.589	
5 - 1:34.588	10 - 1:33.856	
77	Andrew COTTERILL	BMW 320i
1 - 2:15.611	6 - 1:41.312	
2 - 1:36.305	7 - 1:36.598	
3 - 1:35.370	8 - 1:34.075	
4 - 1:34.399	9 - 1:33.488	
5 - 1:34.300	10 - 1:33.919	
86	Robert SADLER	BMW
1 - 2:49.401	6 - 1:35.657	
2 - 1:33.219	7 - 1:31.756	
3 - 1:32.384	8 - 1:34.549	
4 - 1:32.670	9 - 1:32.025	
5 - 1:32.601		
88	Adrian BEARD	BMW 320
1 - 4:16.470	6 - 1:37.806	
2 - 1:57.267	7 - 1:36.223	
3 - 1:41.973	8 - 1:35.182	
4 - 1:33.908		
5 - 1:41.120		

Car No's 33 & 61 need working transponders please.
Weather / Track : Cloudy / Damp

Snetterton
Circuit Length = 1.9520 miles.
Start: 11:26 End: 11:41

Kumho BMW Championship QUALIFYING - LAP ANALYSIS

(contd.)

91	Tony DOE						BMW 320
1 -	3:59.177	6 -	1:38.365				
2 -	1:37.362	7 -	2:11.243				
3 -	1:35.667	8 -	1:40.067				
4 -	1:36.144						
5 -	1:37.324						
97	Nigel BRITAIN						BMW 318
1 -	3:52.809	6 -	1:41.255				
2 -	1:37.066	7 -	1:37.739				
3 -	1:36.303	8 -	1:38.931				
4 -	1:35.874						
5 -	1:41.195						

Car No's 33 & 61 need working transponders please.
Weather / Track : Cloudy / Damp

Snetterton
Circuit Length = 1.9520 miles.
Start: 11:26 End: 11:41

Kumho BMW Championship

GRID - RACE 6

ROW 13	91	DOE	97	BRITTAİN
ROW 12	88	BEARD	62	CORMODE
ROW 11	55	WILEMAN	76	FOX
ROW 10	58	PARTRIDGE	77	COTTERILL
ROW 9	86	SADLER	21	BUSBY
ROW 8	24	ASTALL	61	SMITH
ROW 7	33	JORDAN	50	SANDY
ROW 6	34	COOK	22	BUANIC
ROW 5	12	WALTERS	44	PERROTT
ROW 4	42	CRISP	6	WHITMORE
ROW 3	17	WINTER	30	MALLINSON
ROW 2	11	GRADY	35	GENNARO
ROW 1	1	BELL	2	KERRY
POLE				

Car No's 33 & 61 need working transponders please.

Weather / Track : Cloudy / Damp

These results are provisional until the conclusion of any judicial and technical matters.

Snetterton

Circuit Length = 1.9520 miles.

Start: 11:26 End: 11:41

Clerk Of Course:	Stewards:	Timekeeper:
------------------	-----------	-------------

Kumho BMW Championship RACE CLASSIFICATION - RACE 5 - AMENDED

POS	NO	CL	NAME	NAT	CAR	TIME	LAPS	GAP	MPH	BEST
1	2	A	Rick KERRY		BMW M3 Evo	15:46.937	12		89.05	1:17.181
2	1	A	Martyn BELL		BMW E46 M3	15:48.129	12	1.192	88.94	1:17.533
3	17	A	Paul WINTER		BMW M3 Evo	16:17.266	12	30.329	86.28	1:20.191
4	35	B	Giovanni di GENNARO		BMW E30 M3	16:18.466	12	31.529	86.18	1:20.093
5	30	B	Richard MALLINSON		BMW E30 M3	16:20.689	12	33.752	85.98	1:20.451
6	6	A	Colin WHITMORE		BMW E36 M3	16:41.241	12	54.304	84.22	1:21.553
7	11	A	Mark GRADY		BMW M3	16:43.997	12	57.060	83.99	1:19.100
8	22	B	Evelyne BUANIC		BMW E30 M3	16:47.708	12	1:00.771	83.68	1:22.578
9	12	A	Mikael WALTERS		BMW E30 M3	16:52.580	12	1:05.643	83.27	1:21.456
10	34	B	James COOK		BMW E30 M3	16:56.974	12	1:10.037	82.91	1:22.342
11	42	C	Ian CRISP		BMW 325	17:05.946	12	1:19.009	82.19	1:22.776
12	44	C	James PERROTT		BMW 325i	16:14.859	11	1 LAP	79.29	1:23.809
13	24	B	Mark ASTALL		BMW E30 M3	16:28.163	11	1 LAP	78.22	1:27.049
14	50	D	Lea SANDY		BMW E30 325i	16:43.854	11	1 LAP	77.00	1:28.989
15	4	E	Alan WILEMAN		BMW 320	16:51.965	11	1 LAP	76.38	1:30.227
16	61	E	Pete SMITH		BMW 320	16:52.956	11	1 LAP	76.31	1:29.434
17	86	E	Robert SADLER		BMW	17:00.305	11	1 LAP	75.76	1:30.780
18	58	E	Andrew PARTRIDGE		BMW 320	17:11.354	11	1 LAP	74.94	1:31.527
19	21	E	Andrew BUSBY		BMW 318i	17:11.594	11	1 LAP	74.93	1:31.450
20	77	E	Andrew COTTERILL		BMW 320i	16:07.624	10	2 LAPS	72.62	1:32.363
21	76	E	Simon FOX		BMW E30 318i	16:07.948	10	2 LAPS	72.59	1:32.157
22	88	E	Adrian BEARD		BMW 320	16:11.051	10	2 LAPS	72.36	1:33.469
23	62	E	Richard CORMODE		BMW 320	16:11.683	10	2 LAPS	72.32	1:33.507
24	97	E	Nigel BRITAIN		BMW 318	16:16.671	10	2 LAPS	71.95	1:33.875
25	91	E	Tony DOE		BMW 320	16:27.368	10	2 LAPS	71.17	1:35.045

FASTEST LAP

2	A	Rick KERRY	BMW M3 Evo	1:17.181	4	91.04mph	146.52kph
35	B	Giovanni di GENNARO	BMW E30 M3	1:20.093	11	87.73mph	141.20kph
42	C	Ian CRISP	BMW 325	1:22.776	10	84.89mph	136.62kph
50	D	Lea SANDY	BMW E30 325i	1:28.989	10	78.96mph	127.08kph
61	E	Pete SMITH	BMW 320	1:29.434	7	78.57mph	126.45kph

Weather / Track : Cloudy / Dry

Snetterton
Circuit Length = 1.9520 miles.
Start: 09:51 End: 10:06

Kumho BMW Championship

RACE CLASSIFICATION - RACE 5 - LAP CHART

Lap 1			Lap 2			Lap 3			Lap 4			Lap 5		
No	Behind	Laptime	No	Behind	Laptime	No	Behind	Laptime	No	Behind	Laptime	No	Behind	Laptime
1		1:24.807	1		1:18.817	1		1:18.208	1		1:18.263	1		1:18.027
11	2.312	1:27.119	2	3.590	1:19.966	2	2.935	1:17.553	2	1.853	1:17.181	76	1 LAP	1:35.417
2	2.441	1:27.248	17	7.274	1:22.473	17	10.550	1:21.484	17	12.788	1:20.501	91	1 LAP	1:35.045
17	3.618	1:28.425	30	7.504	1:22.176	35	11.005	1:21.489	35	13.333	1:20.591	2	1.237	1:17.411
30	4.145	1:28.952	35	7.724	1:21.264	30	11.436	1:22.140	30	14.063	1:20.890	97	1 LAP	1:35.322
35	5.277	1:30.084	6	10.991	1:22.802	6	14.828	1:22.045	6	18.428	1:21.863	17	15.578	1:20.817
6	7.006	1:31.813	22	14.110	1:23.978	22	18.870	1:22.968	22	23.826	1:23.219	35	16.012	1:20.706
22	8.949	1:33.756	34	15.653	1:24.050	34	21.098	1:23.653	34	26.041	1:23.206	30	16.681	1:20.645
44	10.307	1:35.114	44	17.738	1:26.248	12	24.326	1:24.239	12	30.737	1:24.674	6	22.383	1:21.982
34	10.420	1:35.227	42	18.004	1:25.451	44	26.179	1:26.649	44	32.558	1:24.642	22	29.253	1:23.454
42	11.370	1:36.177	12	18.295	1:24.388	42	26.756	1:26.960	42	32.924	1:24.431	34	30.961	1:22.947
12	12.724	1:37.531	24	27.563	1:30.003	24	38.413	1:29.058	11	41.635	1:19.727	12	35.340	1:22.630
24	16.377	1:41.184	50	29.221	1:30.586	11	40.171	1:20.382	24	49.926	1:29.776	44	39.997	1:25.466
50	17.452	1:42.259	61	30.963	1:31.172	50	40.578	1:29.565	50	51.891	1:29.576	42	40.147	1:25.250
61	18.608	1:43.415	4	31.180	1:30.728	4	43.985	1:31.013	4	56.565	1:30.843	11	43.514	1:19.906
86	18.994	1:43.801	86	33.783	1:33.606	61	44.710	1:31.955	61	56.843	1:30.396	24	59.637	1:27.738
4	19.269	1:44.076	58	35.329	1:33.542	86	47.427	1:31.852	86	1:00.508	1:31.344	50	1:03.415	1:29.551
58	20.604	1:45.411	21	35.455	1:33.452	58	49.996	1:32.875	58	1:04.161	1:32.428	4	1:08.765	1:30.227
21	20.820	1:45.627	11	37.997	1:54.502	21	50.488	1:33.241	21	1:04.465	1:32.240	61	1:09.247	1:30.431
88	23.539	1:48.346	88	40.361	1:35.639	88	59.334	1:37.181	88	1:15.974	1:34.903	86	1:14.844	1:32.363
62	24.413	1:49.220	62	41.935	1:36.339	62	1:00.144	1:36.417	62	1:16.807	1:34.926			
77	25.146	1:49.953	77	43.344	1:37.015	76	1:01.134	1:35.357	77	1:17.514	1:33.826			
76	25.637	1:50.444	76	43.985	1:37.165	77	1:01.951	1:36.815						
97	26.464	1:51.271	91	45.208	1:36.164	91	1:02.327	1:35.327						
91	27.861	1:52.668	97	45.213	1:37.566	97	1:02.948	1:35.943						

Kumho BMW Championship
RACE CLASSIFICATION - RACE 5 - LAP CHART
 (contd.)

Lap 6			Lap 7			Lap 8			Lap 9			Lap 10		
No	Behind	Laptime	No	Behind	Laptime	No	Behind	Laptime	No	Behind	Laptime	No	Behind	Laptime
1		1:18.707	1		1:19.659	2		1:18.437	2		1:17.489	2		1:17.615
58	1 LAP	1:33.578	2	0.196	1:18.525	24	1 LAP	1:29.281	1	0.861	1:17.533	1	1.260	1:18.014
2	1.330	1:18.800	4	1 LAP	1:31.556	1	0.817	1:19.450	24	1 LAP	1:27.049	44	1 LAP	1:28.212
21	1 LAP	1:33.638	61	1 LAP	1:32.343	50	1 LAP	1:31.678	50	1 LAP	1:29.008	24	1 LAP	1:27.049
88	1 LAP	1:37.979	86	1 LAP	1:30.825	4	1 LAP	1:30.382	17	23.676	1:21.279	17	26.649	1:20.588
17	17.358	1:20.487	58	1 LAP	1:32.523	61	1 LAP	1:29.434	35	24.244	1:20.905	35	27.213	1:20.584
76	1 LAP	1:35.826	21	1 LAP	1:32.504	86	1 LAP	1:30.780	30	26.229	1:21.239	30	29.065	1:20.451
35	18.000	1:20.695	17	18.076	1:20.377	17	19.886	1:20.443	4	1 LAP	1:30.915	50	1 LAP	1:31.730
77	1 LAP	1:37.223	35	18.665	1:20.324	35	20.828	1:20.796	61	1 LAP	1:31.342	4	1 LAP	1:30.266
30	18.598	1:20.624	30	19.925	1:20.986	30	22.479	1:21.187	86	1 LAP	1:31.651	61	1 LAP	1:30.101
91	1 LAP	1:36.518	6	29.966	1:24.396	58	1 LAP	1:31.527	6	38.789	1:22.650	6	44.191	1:23.017
62	1 LAP	1:39.143	88	1 LAP	1:37.059	21	1 LAP	1:31.807	58	1 LAP	1:32.772	86	1 LAP	1:31.543
97	1 LAP	1:35.944	76	1 LAP	1:37.084	6	33.628	1:22.295	21	1 LAP	1:32.518	22	51.401	1:22.607
6	25.229	1:21.553	77	1 LAP	1:37.660	22	41.320	1:23.116	22	46.409	1:22.578	11	55.387	1:19.152
22	33.497	1:22.951	62	1 LAP	1:37.151	34	46.148	1:24.192	34	51.961	1:23.302	58	1 LAP	1:31.770
34	34.596	1:22.342	22	36.837	1:22.999	12	46.357	1:22.782	12	52.106	1:23.238	21	1 LAP	1:31.590
12	39.024	1:22.391	91	1 LAP	1:37.982	76	1 LAP	1:34.607	11	53.850	1:19.100	12	57.443	1:22.952
11	44.213	1:19.406	97	1 LAP	1:38.171	77	1 LAP	1:33.989	42	1:03.961	1:24.734	34	59.307	1:24.961
42	47.840	1:26.400	34	40.589	1:25.652	11	52.239	1:23.330	77	1 LAP	1:34.451	42	1:09.122	1:22.776
44	1:05.701	1:44.411	12	42.208	1:22.843	88	1 LAP	1:37.365	76	1 LAP	1:35.204			
24	1:09.681	1:28.751	11	47.542	1:22.988	62	1 LAP	1:36.570	88	1 LAP	1:33.764			
50	1:14.342	1:29.634	42	52.305	1:24.124	91	1 LAP	1:37.049	62	1 LAP	1:34.687			
			44	1:10.495	1:24.453	97	1 LAP	1:37.285	91	1 LAP	1:35.809			
						42	56.716	1:23.044	97	1 LAP	1:35.443			
						44	1:16.225	1:24.363						

Kumho BMW Championship
RACE CLASSIFICATION - RACE 5 - LAP CHART
 (contd.)

Lap 11			Lap 12			Lap 13			Lap 14			Lap 15		
No	Behind	Laptime	No	Behind	Laptime	No	Behind	Laptime	No	Behind	Laptime	No	Behind	Laptime
2		1:18.847	2		1:17.865									
1	1.233	1:18.820	1	1.192	1:17.824									
77	2 LAPS	1:34.329	77	2 LAPS	1:32.363									
76	2 LAPS	1:34.687	76	2 LAPS	1:32.157									
88	2 LAPS	1:35.346	88	2 LAPS	1:33.469									
62	2 LAPS	1:33.723	62	2 LAPS	1:33.507									
97	2 LAPS	1:35.851	44	1 LAP	1:31.492									
44	1 LAP	1:23.809	97	2 LAPS	1:33.875									
91	2 LAPS	1:41.796	17	30.329	1:20.201									
17	27.993	1:20.191	35	31.529	1:20.935									
35	28.459	1:20.093	30	33.752	1:20.801									
24	1 LAP	1:29.719	91	2 LAPS	1:39.010									
30	30.816	1:20.598	24	1 LAP	1:28.555									
50	1 LAP	1:28.989	6	54.304	1:23.881									
6	48.288	1:22.944	50	1 LAP	1:31.278									
4	1 LAP	1:30.753	11	57.060	1:19.244									
61	1 LAP	1:30.434	22	1:00.771	1:23.307									
22	55.329	1:22.775	4	1 LAP	1:31.206									
11	55.681	1:19.141	12	1:05.643	1:21.456									
86	1 LAP	1:30.844	61	1 LAP	1:31.933									
12	1:02.052	1:23.456	34	1:10.037	1:23.620									
34	1:04.282	1:23.822	86	1 LAP	1:31.696									
58	1 LAP	1:33.289	42	1:19.009	1:23.328									
21	1 LAP	1:33.527	58	1 LAP	1:31.639									
42	1:13.546	1:23.271	21	1 LAP	1:31.450									

Kumho BMW Championship

GRID - RACE 11 - AMENDED

ROW 13	96	FOX	
ROW 12		91	DOE
ROW 11	62	CORMODE	97
ROW 10		77	COTTERILL
ROW 9	58	PARTRIDGE	21
ROW 8		4	WILEMAN
ROW 7	24	ASTALL	50
ROW 6		42	CRISP
ROW 5	12	WALTERS	34
ROW 4		11	GRADY
ROW 3	30	MALLINSON	6
ROW 2		17	WINTER
ROW 1	2	KERRY	1
		POLE	



Weather / Track : Cloudy / Dry
These times are provisional until the conclusion of any judicial and technical matters.

Snetterton
 Circuit Length = 1.9520 miles.
 Start: 09:51 End: 10:06

Clerk Of Course:	Stewards:	Timekeeper:
------------------	-----------	-------------

Kumho BMW Championship

RACE CLASSIFICATION - RACE 11

POS	NO	CL	NAME	NAT	CAR	TIME	LAPS	GAP	MPH	BEST
1	2	A	Rick KERRY		BMW M3 Evo	15:52.482	12		88.53	1:18.109
2	1	A	Martyn BELL		BMW E46 M3	15:53.706	12	1.224	88.42	1:18.363
3	17	A	Paul WINTER		BMW M3 Evo	16:10.387	12	17.905	86.90	1:19.701
4	30	B	Richard MALLINSON		BMW E30 M3	16:22.229	12	29.747	85.85	1:20.559
5	6	A	Colin WHITMORE		BMW E36 M3	16:45.378	12	52.896	83.87	1:22.265
6	22	B	Evelyne BUANIC		BMW E30 M3	16:45.805	12	53.323	83.84	1:22.267
7	12	A	Mikael WALTERS		BMW E30 M3	16:52.066	12	59.584	83.32	1:21.411
8	42	C	Ian CRISP		BMW 325	16:53.583	12	1:01.101	83.19	1:22.806
9	34	B	James COOK		BMW E30 M3	16:58.125	12	1:05.643	82.82	1:21.832
10	35	B	Giovanni di GENNARO		BMW E30 M3	17:08.471	12	1:15.989	81.99	1:20.010
11	44	C	James PERROTT		BMW 325i	16:09.232	11	1 LAP	79.75	1:23.696
12	50	D	Lea SANDY		BMW E30 325i	16:36.883	11	1 LAP	77.54	1:28.690
13	4	E	Alan WILEMAN		BMW 320	16:41.653	11	1 LAP	77.17	1:29.145
14	61	E	Pete SMITH		BMW 320	16:41.870	11	1 LAP	77.15	1:29.289
15	58	E	Andrew PARTRIDGE		BMW 320	17:00.729	11	1 LAP	75.72	1:30.639
16	85	E	Julian NEWMAN		BMW	17:11.928	11	1 LAP	74.90	1:31.956
17	21	E	Andrew BUSBY		BMW 318i	17:13.571	11	1 LAP	74.78	1:31.724
18	24	B	Mark ASTALL		BMW E30 M3	17:19.253	11	1 LAP	74.38	1:27.290
19	77	E	Andrew COTTERILL		BMW 320i	17:20.603	11	1 LAP	74.28	1:32.105
20	88	E	Adrian BEARD		BMW 320	17:21.502	11	1 LAP	74.21	1:32.689
21	96	E	Neil FOX		BMW E30 318i	17:34.806	11	1 LAP	73.28	1:31.795
22	62	E	Richard CORMODE		BMW 320	15:52.997	10	2 LAPS	73.73	1:32.055
23	97	E	Nigel BRITAIN		BMW 318	16:11.664	10	2 LAPS	72.32	1:33.597
24	91	E	Tony DOE		BMW 320	16:20.514	10	2 LAPS	71.66	1:35.148

FASTEST LAP

2	A	Rick KERRY	BMW M3 Evo	1:18.109	2	89.96mph	144.78kph
35	B	Giovanni di GENNARO	BMW E30 M3	1:20.010	6	87.82mph	141.34kph
42	C	Ian CRISP	BMW 325	1:22.806	12	84.86mph	136.57kph
50	D	Lea SANDY	BMW E30 325i	1:28.690	5	79.23mph	127.51kph
4	E	Alan WILEMAN	BMW 320	1:29.145	3	78.82mph	126.86kph

Weather / Track : Cloudy / Dry

These results are provisional until the conclusion of any judicial and technical matters.

Snetterton

Circuit Length = 1.9520 miles.

Start: 15:04 End: 15:20

Clerk Of Course:	Stewards:	Timekeeper:
------------------	-----------	-------------

Kumho BMW Championship

RACE CLASSIFICATION - RACE 11 - LAP CHART

Lap 1			Lap 2			Lap 3			Lap 4			Lap 5		
No	Behind	Laptime	No	Behind	Laptime	No	Behind	Laptime	No	Behind	Laptime	No	Behind	Laptime
2		1:25.386	2		1:18.109	2		1:18.366	2		1:18.565	2		1:19.093
1	0.726	1:26.112	1	1.550	1:18.933	1	2.110	1:18.926	1	2.486	1:18.941	1	2.257	1:18.864
17	1.890	1:27.276	17	3.952	1:20.171	17	5.640	1:20.054	17	7.174	1:20.099	17	8.114	1:20.033
30	2.986	1:28.372	30	5.436	1:20.559	30	8.256	1:21.186	30	10.521	1:20.830	30	12.283	1:20.855
6	5.659	1:31.045	6	10.320	1:22.770	35	13.719	1:21.427	35	15.183	1:20.029	35	16.248	1:20.158
22	6.859	1:32.245	35	10.658	1:21.626	6	15.503	1:23.549	6	19.804	1:22.866	6	23.845	1:23.134
35	7.141	1:32.527	22	12.422	1:23.672	22	17.284	1:23.228	22	21.095	1:22.376	22	24.957	1:22.955
34	8.471	1:33.857	12	13.583	1:23.021	12	18.202	1:22.985	12	21.883	1:22.246	12	25.245	1:22.455
12	8.671	1:34.057	34	15.130	1:24.768	34	19.756	1:22.992	34	23.778	1:22.587	34	27.356	1:22.671
42	9.896	1:35.282	42	15.968	1:24.181	42	20.700	1:23.098	42	25.161	1:23.026	42	28.880	1:22.812
44	12.028	1:37.414	44	21.276	1:27.357	44	27.330	1:24.420	44	32.819	1:24.054	44	38.150	1:24.424
24	12.859	1:38.245	24	22.040	1:27.290	24	33.266	1:29.592	24	42.426	1:27.725	24	53.724	1:30.391
50	15.067	1:40.453	50	26.628	1:29.670	50	37.208	1:28.946	50	47.370	1:28.727	50	56.967	1:28.690
4	16.711	1:42.097	4	27.757	1:29.155	4	38.536	1:29.145	4	49.117	1:29.146	4	1:00.184	1:30.160
61	16.970	1:42.356	61	28.695	1:29.834	61	39.762	1:29.433	61	50.914	1:29.717	61	1:01.110	1:29.289
58	18.207	1:43.593	58	31.223	1:31.125	58	43.496	1:30.639	58	56.253	1:31.322	58	1:08.274	1:31.114
88	19.730	1:45.116	88	34.311	1:32.690	85	49.093	1:32.653	85	1:02.540	1:32.012	85	1:15.416	1:31.969
21	20.111	1:45.497	21	34.503	1:32.501	88	49.177	1:33.232	88	1:03.644	1:33.032	88	1:17.240	1:32.689
85	20.431	1:45.817	85	34.806	1:32.484	21	49.515	1:33.378	21	1:03.810	1:32.860	21	1:17.385	1:32.668
77	22.069	1:47.455	77	37.386	1:33.426	77	52.134	1:33.114	77	1:06.255	1:32.686			
97	22.835	1:48.221	97	39.464	1:34.738	97	54.695	1:33.597	96	1:09.952	1:33.159			
62	23.769	1:49.155	96	40.631	1:34.773	96	55.358	1:33.093	97	1:10.032	1:33.902			
96	23.967	1:49.353	62	40.709	1:35.049	62	56.573	1:34.230	62	1:12.100	1:34.092			
91	25.127	1:50.513	91	42.810	1:35.792	91	59.592	1:35.148	91	1:17.073	1:36.046			

Kumho BMW Championship
RACE CLASSIFICATION - RACE 11 - LAP CHART
 (contd.)

Lap 6			Lap 7			Lap 8			Lap 9			Lap 10		
No	Behind	Laptime	No	Behind	Laptime	No	Behind	Laptime	No	Behind	Laptime	No	Behind	Laptime
2		1:19.264	2		1:19.181	2		1:19.604	2		1:18.485	2		1:18.553
77	1 LAP	1:32.876	58	1 LAP	1:31.713	4	1 LAP	1:30.239	1	1.934	1:18.363	1	1.909	1:18.528
1	2.509	1:19.516	1	2.153	1:18.825	1	2.056	1:19.507	50	1 LAP	1:30.053	17	14.277	1:19.718
96	1 LAP	1:34.306	85	1 LAP	1:32.262	61	1 LAP	1:29.838	17	13.112	1:20.430	50	1 LAP	1:30.329
97	1 LAP	1:36.607	17	10.519	1:21.149	24	1 LAP	1:38.309	4	1 LAP	1:31.174	30	24.143	1:22.008
17	8.551	1:19.701	88	1 LAP	1:34.111	17	11.167	1:20.252	61	1 LAP	1:30.563	4	1 LAP	1:31.069
62	1 LAP	1:34.856	21	1 LAP	1:35.338	58	1 LAP	1:32.612	24	1 LAP	1:32.649	61	1 LAP	1:31.015
30	13.793	1:20.774	30	15.772	1:21.160	30	18.176	1:22.008	30	20.688	1:20.997	24	1 LAP	1:34.884
35	16.994	1:20.010	77	1 LAP	1:34.205	85	1 LAP	1:33.574	58	1 LAP	1:31.491	58	1 LAP	1:32.097
91	1 LAP	1:39.606	96	1 LAP	1:33.503	21	1 LAP	1:32.923	85	1 LAP	1:32.214	6	44.895	1:22.265
6	27.450	1:22.869	97	1 LAP	1:33.689	88	1 LAP	1:34.419	21	1 LAP	1:31.724	22	45.711	1:22.759
22	28.969	1:23.276	62	1 LAP	1:33.493	77	1 LAP	1:32.317	6	41.183	1:24.210	85	1 LAP	1:31.956
12	29.889	1:23.908	6	32.683	1:24.414	96	1 LAP	1:32.977	22	41.505	1:24.010	42	51.855	1:24.892
34	31.555	1:23.463	22	33.317	1:23.529	6	35.458	1:22.379	88	1 LAP	1:33.683	34	52.415	1:26.545
42	32.550	1:22.934	12	33.574	1:22.866	22	35.980	1:22.267	34	44.423	1:23.550	12	53.074	1:21.577
44	43.163	1:24.277	34	34.206	1:21.832	62	1 LAP	1:33.668	77	1 LAP	1:34.477	21	1 LAP	1:32.618
24	1:06.438	1:31.978	42	36.838	1:23.469	34	39.358	1:24.756	42	45.516	1:23.341	88	1 LAP	1:35.498
50	1:06.653	1:28.950	91	1 LAP	1:38.973	42	40.660	1:23.426	12	50.050	1:22.497	77	1 LAP	1:34.213
4	1:10.500	1:29.580	44	50.170	1:26.188	97	1 LAP	1:38.660	96	1 LAP	1:35.661	96	1 LAP	1:31.795
61	1:11.841	1:29.995	35	1:04.090	2:06.277	12	46.038	1:32.068	62	1 LAP	1:32.791	62	1 LAP	1:32.055
			50	1:16.669	1:29.197	91	1 LAP	1:35.706	97	1 LAP	1:34.215	35	1:10.759	1:22.140
						44	54.262	1:23.696	44	1:00.471	1:24.694	97	1 LAP	1:37.953
						35	1:05.173	1:20.687	35	1:07.172	1:20.484			
									91	1 LAP	1:36.972			

Kumho BMW Championship
RACE CLASSIFICATION - RACE 11 - LAP CHART
 (contd.)

Lap 11			Lap 12			Lap 13			Lap 14			Lap 15		
No	Behind	Laptime	No	Behind	Laptime	No	Behind	Laptime	No	Behind	Laptime	No	Behind	Laptime
2		1:19.022	2		1:18.854									
1	1.648	1:18.761	62	2 LAPS	1:33.608									
44	1 LAP	1:47.108	1	1.224	1:18.430									
91	2 LAPS	1:35.604	44	1 LAP	1:25.600									
17	15.845	1:20.590	17	17.905	1:20.914									
30	26.233	1:21.112	97	2 LAPS	1:40.082									
50	1 LAP	1:30.821	91	2 LAPS	1:36.154									
4	1 LAP	1:29.831	30	29.747	1:22.368									
61	1 LAP	1:29.776	50	1 LAP	1:31.047									
6	49.012	1:23.139	4	1 LAP	1:30.057									
22	49.760	1:23.071	61	1 LAP	1:30.054									
58	1 LAP	1:32.509	6	52.896	1:22.738									
12	57.027	1:22.975	22	53.323	1:22.417									
42	57.149	1:24.316	12	59.584	1:21.411									
34	59.141	1:25.748	42	1:01.101	1:22.806									
24	1 LAP	1:45.258	34	1:05.643	1:25.356									
85	1 LAP	1:32.095	58	1 LAP	1:32.514									
21	1 LAP	1:31.838	35	1:15.989	1:21.951									
35	1:12.892	1:21.155	85	1 LAP	1:34.892									
88	1 LAP	1:33.412	21	1 LAP	1:32.226									
77	1 LAP	1:33.729	24	1 LAP	1:42.932									
96	1 LAP	1:33.235	77	1 LAP	1:32.105									
			88	1 LAP	1:33.620									
			96	1 LAP	1:42.951									

TOYO Tyres Mod Prod Saloon/CTCRC Classic Sal & Historic QUALIFYING - RACE 7

POS	NO	CL	NAME	NAT	CAR	TIME	LAPS	GAP	MPH
1	74	A	Neil PHILPOTTS		Mitsubishi Starion Turbo	1:22.533	5		85.14
2	31	TC	Gareth PORTER		Peugeot 205	1:23.991	6	1.458	83.66
3	33	TA	Marc TAYLOR		Mitsubishi Starion	1:25.624	6	3.091	82.07
4	19	TA	Gerry CAIN		Rover SDI	1:25.932	7	3.399	81.77
5	44	TC	Sean HOLLAND		Peugeot 205 GTI	1:26.600	7	4.067	81.14
6	43	TC	Andy BAKER		Peugeot 205 GTI	1:27.599	5	5.066	80.22
7	71	TD	Denis BASSOM		Toyota Corolla GT	1:29.118	6	6.585	78.85
8	25	TA	Stuart AMPHLETT		VW Golf VR6	1:29.207	6	6.674	78.77
9	29	A	Andy GILL		Ford Mustang	1:30.575	7	8.042	77.58
10	30	TD	Peter SEAL		Peugeot 205 GTI	1:30.642	7	8.109	77.52
11	49	TC	Jon PAYNE		Talbot Lotus Sunbeam	1:31.379	3	8.846	76.90
12	84	D	Colin STUBBS		Rover 216 GTi	1:32.065	7	9.532	76.32
13	40	TC	Adam James CROFT		Peugeot 205 GTI	1:32.319	7	9.786	76.11
14	75	F	Brian STEVENS		Lotus Cortina	1:33.142	7	10.609	75.44
15	26	TC	Jon HILL		Peugeot 205	1:33.174	7	10.641	75.42
16	57	F	David HALL		Ford Lotus Cortina	1:33.240	6	10.707	75.36
17	69	TD	David KNIGHT		Ford Escort MK6	1:34.413	6	11.880	74.43
18	88	A	Andrew McLAUGHAN		Mitsubishi Lancer Turbo	1:34.509	4	11.976	74.35
19	34	TC	Nicholas BENTON		Peugeot 205 GTI	1:34.915	7	12.382	74.03
20	5	E	Andy MESSHAM		Austin Mini	1:40.645	6	18.112	69.82
21	66	D	Jeff HANDLEY		Morris Minor	1:41.199	6	18.666	69.43
22	8	TA	Graham MEEKS		Rover 220 Turbo	1:42.683	6	20.150	68.43
23	99	G	Ian McDONALD		Peerless GT Phase One	1:45.640	6	23.107	66.52

Weather / Track : Cloudy / Damp - Wet

These results are provisional until the conclusion of any judicial and technical matters.

Snetterton

Circuit Length = 1.9520 miles.

Start: 11:53 End: 12:06

Clerk Of Course:	Stewards:	Timekeeper:
------------------	-----------	-------------

TOYO Tyres Mod Prod Saloon/CTCRC Classic Sal & Historic QUALIFYING - LAP ANALYSIS

5	Andy MESSHAM	Austin Mini
1 - 2:02.663	6 - 1:54.556	
2 - 1:44.362		
3 - 1:41.182		
4 - 1:40.645		
5 - 1:50.966		
8	Graham MEEKS	Rover 220 Turbo
1 - 2:16.316	6 - 1:54.326	
2 - 1:44.900		
3 - 1:42.683		
4 - 1:44.875		
5 - 1:50.329		
19	Gerry CAIN	Rover SDI
1 - 2:22.071	6 - 1:36.899	
2 - 1:26.443	7 - 1:45.678	
3 - 1:26.449		
4 - 1:25.932		
5 - 1:31.876		
25	Stuart AMPHLETT	VW Golf VR6
1 - 2:10.695	6 - 1:52.076	
2 - 1:33.800		
3 - 1:29.207		
4 - 1:29.666		
5 - 1:34.885		
26	Jon HILL	Peugeot 205
1 - 2:09.481	6 - 1:44.426	
2 - 1:38.113	7 - 1:47.304	
3 - 1:33.412		
4 - 1:33.174		
5 - 2:01.118		
29	Andy GILL	Ford Mustang
1 - 2:16.446	6 - 1:49.770	
2 - 1:31.942	7 - 1:51.794	
3 - 1:32.663		
4 - 1:30.575		
5 - 1:40.591		

TOYO Tyres Mod Prod Saloon/CTCRC Classic Sal & Historic QUALIFYING - LAP ANALYSIS

(contd.)

30	Peter SEAL	Peugeot 205 GTI
1 - 2:08.364	6 - 1:39.073	
2 - 1:33.397	7 - 1:41.575	
3 - 1:30.642		
4 - 1:31.731		
5 - 1:37.506		
31	Gareth PORTER	Peugeot 205
1 - 1:56.064	6 - 2:13.626P	
2 - 1:25.704		
3 - 1:24.442		
4 - 1:23.991		
5 - 1:30.661		
33	Marc TAYLOR	Mitsubishi Starion
1 - 1:57.620	6 - 1:48.262	
2 - 1:27.933		
3 - 1:26.176		
4 - 1:25.624		
5 - 1:33.506		
34	Nicholas BENTON	Peugeot 205 GTI
1 - 2:06.278	6 - 1:43.347	
2 - 1:37.889	7 - 1:42.785	
3 - 1:36.148		
4 - 1:34.915		
5 - 1:39.332		
40	Adam James CROFT	Peugeot 205 GTI
1 - 1:55.944	6 - 1:43.047	
2 - 1:38.659	7 - 1:41.482	
3 - 1:33.755		
4 - 1:32.319		
5 - 1:41.368		
43	Andy BAKER	Peugeot 205 GTI
1 - 1:58.294		
2 - 1:31.449		
3 - 1:27.637		
4 - 1:27.599		
5 - 1:58.875P		

TOYO Tyres Mod Prod Saloon/CTCRC Classic Sal & Historic QUALIFYING - LAP ANALYSIS

(contd.)


44	Sean HOLLAND	Peugeot 205 GTI
1 -	2:08.392	6 - 1:33.198
2 -	1:41.028	7 - 1:42.028
3 -	1:28.210	
4 -	1:26.600	
5 -	1:33.768	
49	Jon PAYNE	Talbot Lotus Sunbeam
1 -	2:09.922	
2 -	1:32.527	
3 -	1:31.379	
57	David HALL	Ford Lotus Cortina
1 -	2:22.011	6 - 1:49.476
2 -	1:36.340	
3 -	1:33.240	
4 -	1:34.888	
5 -	2:06.098	
66	Jeff HANDLEY	Morris Minor
1 -	2:22.201	6 - 2:13.168
2 -	1:42.094	
3 -	1:41.225	
4 -	1:41.199	
5 -	1:50.037	
69	David KNIGHT	Ford Escort MK6
1 -	2:08.292	6 - 1:50.952
2 -	1:40.605	
3 -	1:37.163	
4 -	1:34.413	
5 -	1:47.581	
71	Denis BASSOM	Toyota Corolla GT
1 -	2:30.201	6 - 1:54.247
2 -	1:30.816	
3 -	1:30.733	
4 -	1:29.118	
5 -	3:01.084P	

TOYO Tyres Mod Prod Saloon/CTCRC Classic Sal & Historic QUALIFYING - LAP ANALYSIS

(contd.)

74	Neil PHILPOTTS	Mitsubishi Starion Turbo
1 - 1:50.599 2 - 1:24.942 3 - 1:23.209 4 - 1:22.533 5 - 1:25.610		
75	Brian STEVENS	Lotus Cortina
1 - 2:15.867 6 - 1:50.790 2 - 1:35.733 7 - 1:53.667 3 - 1:33.294 4 - 1:33.142 5 - 1:42.072		
84	Colin STUBBS	Rover 216 GTi
1 - 1:53.461 6 - 1:42.154 2 - 1:35.417 7 - 1:45.026 3 - 1:33.168 4 - 1:32.065 5 - 1:50.281		
88	Andrew McLAUGHAN	Mitsubishi Lancer Turbo
1 - 1:56.764 2 - 1:37.195 3 - 1:34.509 4 - 1:34.756		
99	Ian McDONALD	Peerless GT Phase One
1 - 2:22.486 6 - 2:03.650 2 - 1:45.857 3 - 1:45.640 4 - 1:48.015 5 - 1:58.700		

TOYO Tyres Mod Prod Saloon/CTCRC Classic Sal & Historic GRID - RACE 7

ROW 12	99	McDONALD	
ROW 11	66	HANDLEY	8 MEEKS
ROW 10	34	BENTON	5 MESSHAM
ROW 9	69	KNIGHT	88 McLAUGHAN
ROW 8	26	HILL	57 HALL
ROW 7	40	CROFT	75 STEVENS
ROW 6	49	PAYNE	84 STUBBS
ROW 5	29	GILL	30 SEAL
ROW 4	71	BASSOM	25 AMPHLETT
ROW 3	44	HOLLAND	43 BAKER
ROW 2	33	TAYLOR	19 CAIN
ROW 1	74	PHILPOTTS	31 PORTER
POLE			
			

Weather / Track : Cloudy / Damp - Wet

These results are provisional until the conclusion of any judicial and technical matters.

Snetterton
Circuit Length = 1.9520 miles.
Start: 11:53 End: 12:06

Clerk Of Course:

Stewards:

Timekeeper:

TOYO Tyres Mod Prod Saloon/CTCRC Classic Sal & Historic RACE CLASSIFICATION - RACE 7 - AMENDED

POS	NO	CL	NAME	NAT	CAR	TIME	LAPS	GAP	MPH	BEST
1	31	TC	Gareth PORTER		Peugeot 205	8:30.823	5		68.78	1:39.610
2	19	TA	Gerry CAIN		Rover SDI	8:31.704	5	0.881	68.66	1:39.702
3	44	TC	Sean HOLLAND		Peugeot 205 GTI	8:36.542	5	5.719	68.02	1:40.024
4	74	TA	Neil PHILPOTTS		Mitsubishi Starion Turbo	8:48.635	5	17.812	66.46	1:41.368
5	43	TC	Andy BAKER		Peugeot 205 GTI	8:50.039	5	19.216	66.28	1:39.523
6	30	TD	Peter SEAL		Peugeot 205 GTI	9:00.451	5	29.628	65.01	1:44.326
7	25	TA	Stuart AMPHLETT		VW Golf VR6	9:01.216	5	30.393	64.92	1:44.241
8	84	TD	Colin STUBBS		Rover 216 GTi	9:04.450	5	33.627	64.53	1:45.065
9	34	TC	Nicholas BENTON		Peugeot 205 GTI	9:09.502	5	38.679	63.94	1:45.999
10	71	TD	Denis BASSOM		Toyota Corolla GT	9:27.460	5	56.637	61.91	1:49.354
11	8	TA	Graham MEEKS		Rover 220 Turbo	9:29.500	5	58.677	61.69	1:48.788
12	26	TC	Jon HILL		Peugeot 205	9:31.533	5	1:00.710	61.47	1:50.019
13	57	F	David HALL		Ford Lotus Cortina	9:31.858	5	1:01.035	61.44	1:50.359
14	49	TC	Jon PAYNE		Talbot Lotus Sunbeam	9:33.035	5	1:02.212	61.31	1:49.149
15	29	A	Andy GILL		Ford Mustang	9:52.870	5	1:22.047	59.26	1:54.409
16	5	E	Andy MESSHAM		Austin Mini	10:19.875	5	1:49.052	56.68	2:00.115
17	99	G	Ian McDONALD		Peerless GT Phase One	10:27.369	5	1:56.546	56.00	2:01.514
18	66	D	Jeff HANDLEY		Morris Minor	10:31.875	5	2:01.052	55.60	2:02.125
NOT CLASSIFIED										
69	TD	David KNIGHT		Ford Escort MK6	9:07.746	5	N.C.F.	64.14	1:45.367	
33	TA	Marc TAYLOR		Mitsubishi Starion	7:43.942	1	D.N.F.	15.14		
FASTEST LAP										
43	TC	Andy BAKER		Peugeot 205 GTI	1:39.523	3	70.60mph	113.63kph		
19	TA	Gerry CAIN		Rover SDI	1:39.702	3	70.48mph	113.43kph		
30	TD	Peter SEAL		Peugeot 205 GTI	1:44.326	2	67.35mph	108.40kph		
57	F	David HALL		Ford Lotus Cortina	1:50.359	3	63.67mph	102.47kph		
29	A	Andy GILL		Ford Mustang	1:54.409	2	61.42mph	98.84kph		
5	E	Andy MESSHAM		Austin Mini	2:00.115	4	58.50mph	94.15kph		
99	G	Ian McDONALD		Peerless GT Phase One	2:01.514	3	57.83mph	93.06kph		
66	D	Jeff HANDLEY		Morris Minor	2:02.125	2	57.54mph	92.60kph		

Car No 69 - Not Classified - Not running at Red Flag
Weather / Track : Cloudy / Wet

Snetterton
Circuit Length = 1.9520 miles.
Start: 16:38 End: 16:50

Clerk of Course:	Stewards:	Timekeeper:

**TOYO Tyres Mod Prod Saloon/CTCRC Classic Sal & Historic
RACE CLASSIFICATION - RACE 7 - LAP CHART**

Lap 1			Lap 2			Lap 3			Lap 4			Lap 5		
No	Behind	Laptime	No	Behind	Laptime	No	Behind	Laptime	No	Behind	Laptime	No	Behind	Laptime
31		1:47.712	31		1:39.610	31		1:40.322	31		1:42.208	31		1:40.971
19	0.199	1:47.911	19	1.246	1:40.657	19	0.626	1:39.702	19	0.393	1:41.975	19	0.881	1:41.459
44	2.433	1:50.145	44	2.847	1:40.024	44	4.486	1:41.961	44	4.363	1:42.085	44	5.719	1:42.327
74	2.862	1:50.574	74	4.620	1:41.368	74	12.724	1:48.426	74	13.355	1:42.839	74	17.812	1:45.428
30	8.661	1:56.373	30	13.377	1:44.326	30	18.828	1:45.773	43	19.711	1:40.844	43	19.216	1:40.476
25	10.980	1:58.692	25	15.611	1:44.241	43	21.075	1:39.523	30	23.873	1:47.253	30	29.628	1:46.726
69	12.774	2:00.486	84	20.502	1:45.811	25	21.253	1:45.964	25	24.709	1:45.664	25	30.393	1:46.655
57	13.843	2:01.555	69	21.079	1:47.915	84	25.785	1:45.605	84	29.533	1:45.956	84	33.627	1:45.065
84	14.301	2:02.013	43	21.874	1:45.572	69	27.660	1:46.903	69	30.819	1:45.367	69	36.923	1:47.075
34	14.990	2:02.702	34	21.961	1:46.581	34	28.941	1:47.302	34	32.732	1:45.999	34	38.679	1:46.918
43	15.912	2:03.624	57	25.421	1:51.188	57	35.458	1:50.359	57	45.111	1:51.861	71	56.637	1:52.142
71	16.856	2:04.568	71	26.600	1:49.354	71	36.385	1:50.107	71	45.466	1:51.289	8	58.677	1:53.269
8	18.674	2:06.386	8	28.545	1:49.481	8	37.011	1:48.788	8	46.379	1:51.576	26	1:00.710	1:52.223
29	18.885	2:06.597	26	31.727	1:51.340	26	41.647	1:50.242	26	49.458	1:50.019	57	1:01.035	1:56.895
26	19.997	2:07.709	49	33.136	1:52.058	49	41.963	1:49.149	49	51.630	1:51.875	49	1:02.212	1:51.553
49	20.688	2:08.400	29	33.684	1:54.409	29	47.981	1:54.619	33	3 LAPS	7:43.942P	29	1:22.047	2:00.737
5	25.099	2:12.811	5	46.991	2:01.502	5	1:08.389	2:01.720	29	1:02.281	1:56.508	5	1:49.052	2:03.727
99	28.158	2:15.870	99	51.568	2:03.020	99	1:12.760	2:01.514	5	1:26.296	2:00.115	99	1:56.546	2:04.221
66	29.448	2:17.160	66	51.963	2:02.125	66	1:14.242	2:02.601	99	1:33.296	2:02.744	66	2:01.052	2:05.727
									66	1:36.296	2:04.262			

Car No 69 - Not Classified - Not running at Red Flag
Weather / Track : Cloudy / Wet

Snetterton
Circuit Length = 1.9520 miles.
Start: 16:38 End: 16:50

BARC Westfield Sportscar Championship iaw Avon Tyres QUALIFYING - RACE 8

POS	NO	CL	NAME	NAT	CAR	TIME	LAPS	GAP	MPH
1	18		Didier PRONGUE		Westfield Zetec	1:20.308	11		87.50
2	3		Nick FLOWERS		Westfield Zetec	1:20.412	11	0.104	87.39
3	21		Andy MOWBRAY		Westfield Zetec	1:21.054	11	0.746	86.69
4	11		Peter CHATTIN		Westfield Zetec	1:21.139	11	0.831	86.60
5	99		Derek BROOKS		Westfield Zetec	1:21.328	11	1.020	86.40
6	81		Troy ROBINSON		Westfield 1.8 SE	1:21.407	10	1.099	86.32
7	42		Brian SMALL		Westfield Zetec	1:21.521	11	1.213	86.20
8	13		Quentin LAITHWAITE		Westfield Zetec	1:21.524	11	1.216	86.19
9	36		Jon CHAPPELL		Westfield Zetec	1:22.603	11	2.295	85.07
10	14		Seamus HARDING		Westfield Zetec	1:22.679	11	2.371	84.99
11	71		Martin GARTSIDE		Westfield Zetec	1:22.728	11	2.420	84.94
12	12		Matthew FLOWERS		Westfield Zetec	1:23.064	11	2.756	84.60
13	23		Paul TABERNER		Westfield Zetec	1:23.577	11	3.269	84.08
14	38		Richard HARDY-BISHOP		Westfield Zetec	1:23.609	11	3.301	84.04
15	30		Thomas ROBINSON		Westfield Zetec	1:24.967	11	4.659	82.70
16	16		Jonathan HAWKINS		Westfield Zetec	2:02.966	1	42.658	57.14

Car No 30 needs a working transponder please.

Weather / Track : Cloudy / Dry

These results are provisional until the conclusion of any judicial and technical matters.

Snetterton

Circuit Length = 1.9520 miles.

Start: 09:21 End: 09:36

Clerk Of Course:	Stewards:	Timekeeper:
------------------	-----------	-------------

BARC Westfield Sportscar Championship iaw Avon Tyres QUALIFYING - LAP ANALYSIS

3	Nick FLOWERS	Westfield Zetec
1 - 2:11.248	6 - 1:22.014	11 - 1:20.412
2 - 1:26.316	7 - 1:23.114	
3 - 1:23.637	8 - 1:22.696	
4 - 1:23.271	9 - 1:21.543	
5 - 1:21.506	10 - 1:20.961	
11	Peter CHATTIN	Westfield Zetec
1 - 1:47.049	6 - 1:21.487	11 - 1:21.139
2 - 1:27.385	7 - 1:21.893	
3 - 1:24.022	8 - 1:21.766	
4 - 1:22.225	9 - 1:21.385	
5 - 1:22.027	10 - 1:21.545	
12	Matthew FLOWERS	Westfield Zetec
1 - 2:10.043	6 - 1:24.070	11 - 1:23.064
2 - 1:29.414	7 - 1:23.389	
3 - 1:26.922	8 - 1:24.637	
4 - 1:26.233	9 - 1:23.263	
5 - 1:23.940	10 - 1:23.123	
13	Quentin LAITHWAITE	Westfield Zetec
1 - 1:43.636	6 - 1:21.905	11 - 1:21.524
2 - 1:29.108	7 - 1:22.337	
3 - 1:25.433	8 - 1:22.933	
4 - 1:23.595	9 - 1:21.997	
5 - 1:22.188	10 - 1:22.069	
14	Seamus HARDING	Westfield Zetec
1 - 2:02.641	6 - 1:24.015	11 - 1:47.641P
2 - 1:26.702	7 - 1:24.749	
3 - 1:24.783	8 - 1:23.600	
4 - 1:24.186	9 - 1:22.679	
5 - 1:23.000	10 - 1:23.713	
16	Jonathan HAWKINS	Westfield Zetec
1 - 2:02.966		

Car No 30 needs a working transponder please.
Weather / Track : Cloudy / Dry

Snetterton
Circuit Length = 1.9520 miles.
Start: 09:21 End: 09:36

BARC Westfield Sportscar Championship iaw Avon Tyres QUALIFYING - LAP ANALYSIS

(contd.)

18	Didier PRONGUE	Westfield Zetec
1 - 1:32.483	6 - 1:20.616	11 - 1:20.308
2 - 1:22.792	7 - 1:20.576	
3 - 1:21.993	8 - 1:24.213	
4 - 1:21.465	9 - 1:20.733	
5 - 1:20.991	10 - 1:21.331	
21	Andy MOWBRAY	Westfield Zetec
1 - 1:55.051	6 - 1:22.623	11 - 1:21.054
2 - 1:25.883	7 - 1:22.107	
3 - 1:25.270	8 - 1:22.101	
4 - 1:24.602	9 - 1:21.662	
5 - 1:23.698	10 - 1:21.755	
23	Paul TABERNER	Westfield Zetec
1 - 1:46.969	6 - 1:28.784	11 - 1:23.577
2 - 1:31.472	7 - 1:25.416	
3 - 1:30.693	8 - 1:24.403	
4 - 1:28.874	9 - 1:24.023	
5 - 1:27.693	10 - 1:23.808	
30	Thomas ROBINSON	Westfield Zetec
1 - 1:45.932	6 - 1:26.174	11 - 1:25.504
2 - 1:31.129	7 - 1:26.574	
3 - 1:30.999	8 - 1:27.095	
4 - 1:28.733	9 - 1:26.473	
5 - 1:26.627	10 - 1:24.967	
36	Jon CHAPPELL	Westfield Zetec
1 - 1:56.277	6 - 1:23.580	11 - 1:22.822
2 - 1:30.269	7 - 1:22.923	
3 - 1:30.071	8 - 1:23.086	
4 - 1:26.591	9 - 1:22.603	
5 - 1:25.122	10 - 1:23.803	
38	Richard HARDY-BISHOP	Westfield Zetec
1 - 1:59.858	6 - 1:25.753	11 - 1:23.609
2 - 1:31.284	7 - 1:25.292	
3 - 1:27.818	8 - 1:26.554	
4 - 1:27.434	9 - 1:24.151	
5 - 1:25.850	10 - 1:24.299	

Car No 30 needs a working transponder please.
Weather / Track : Cloudy / Dry

Snetterton
Circuit Length = 1.9520 miles.
Start: 09:21 End: 09:36


BARC Westfield Sportscar Championship iaw Avon Tyres QUALIFYING - LAP ANALYSIS

(contd.)

42	Brian SMALL	Westfield Zetec
1 - 1:52.435	6 - 1:24.880	11 - 1:21.521
2 - 1:26.887	7 - 1:24.555	
3 - 1:28.808	8 - 1:23.827	
4 - 1:27.605	9 - 1:23.052	
5 - 1:24.863	10 - 1:22.261	
71	Martin GARTSIDE	Westfield Zetec
1 - 1:44.529	6 - 1:24.394	11 - 1:22.728
2 - 1:31.493	7 - 1:24.696	
3 - 1:31.181	8 - 1:23.989	
4 - 1:28.339	9 - 1:23.994	
5 - 1:25.989	10 - 1:23.753	
81	Troy ROBINSON	Westfield 1.8 SE
1 - 2:37.308	6 - 1:22.608	
2 - 1:26.969	7 - 1:22.083	
3 - 1:23.850	8 - 1:22.379	
4 - 1:22.697	9 - 1:22.455	
5 - 1:22.037	10 - 1:21.407	
99	Derek BROOKS	Westfield Zetec
1 - 1:53.652	6 - 1:23.187	11 - 1:21.328
2 - 1:29.502	7 - 1:25.381	
3 - 1:27.730	8 - 1:23.178	
4 - 1:27.762	9 - 1:21.992	
5 - 1:24.854	10 - 1:22.371	

Car No 30 needs a working transponder please.
Weather / Track : Cloudy / Dry

**BARC Westfield Sportscar Championship iaw Avon Tyres
GRID - RACE 8**

ROW 8	30 ROBINSON	16 HAWKINS
ROW 7	23 TABERNER	38 HARDY-BISHOP
ROW 6	71 GARTSIDE	12 FLOWERS
ROW 5	36 CHAPPELL	14 HARDING
ROW 4	42 SMALL	13 LAITHWAITE
ROW 3	99 BROOKS	81 ROBINSON
ROW 2	21 MOWBRAY	11 CHATTIN
ROW 1	18 PRONGUE	3 FLOWERS
	POLE	
		

Car No 30 needs a working transponder please.

Weather / Track : Cloudy / Dry

These results are provisional until the conclusion of any judicial and technical matters.

Snetterton

Circuit Length = 1.9520 miles.

Start: 09:21 End: 09:36

Clerk Of Course:	Stewards:	Timekeeper:
------------------	-----------	-------------

BARC Westfield Sportscar Championship iaw Avon Tyres
RACE CLASSIFICATION - RACE 8 - AMENDED

POS	NO	CL	NAME	NAT	CAR	TIME	LAPS	GAP	MPH	BEST
1	18		Didier PRONGUE		Westfield Zetec	20:13.654	15		86.85	1:19.762
2	3		Nick FLOWERS		Westfield Zetec	20:13.728	15	0.074	86.84	1:19.330
3	13		Quentin LAITHWAITE		Westfield Zetec	20:20.585	15	6.931	86.35	1:20.400
4	21		Andy MOWBRAY		Westfield Zetec	20:28.028	15	14.374	85.83	1:20.359
5	42		Brian SMALL		Westfield Zetec	20:52.694	15	39.040	84.14	1:20.945
6	36		Jon CHAPPELL		Westfield Zetec	20:56.816	15	43.162	83.86	1:21.819
7	12		Matthew FLOWERS		Westfield Zetec	20:57.696	15	44.042	83.81	1:22.222
8	16		Jonathan HAWKINS		Westfield Zetec	20:59.144	15	45.490	83.71	1:21.025
9	71		Martin GARTSIDE		Westfield Zetec	21:02.441	15	48.787	83.49	1:22.011
10	99		Derek BROOKS		Westfield Zetec	21:14.308	15	1:00.654	82.71	1:21.332
11	38		Richard HARDY-BISHOP		Westfield Zetec	21:19.475	15	1:05.821	82.38	1:23.264
12	30		Thomas ROBINSON		Westfield Zetec	21:20.458	15	1:06.804	82.32	1:23.043
13	23		Paul TABERNER		Westfield Zetec	21:21.009	15	1:07.355	82.28	1:23.006

FASTEST LAP

3	Nick FLOWERS	Westfield Zetec	1:19.330	11	88.58mph	142.55kph
----------	---------------------	-----------------	----------	----	----------	-----------

Car No 14 took first start. Car No's 11 & 81 Excluded from Result O.3.1.2. - Eligibility
Weather / Track : Cloudy / Dry
These results are provisional until the conclusion of any judicial and technical matters.

Snetterton
 Circuit Length = 1.9520 miles.
 Start: 12:37 End: 12:57

Clerk Of Course:	Stewards:	Timekeeper:
------------------	-----------	-------------

BARC Westfield Sportscar Championship iaw Avon Tyres
RACE CLASSIFICATION - RACE 8 - LAP CHART

Lap 1			Lap 2			Lap 3			Lap 4			Lap 5		
No	Behind	Laptime	No	Behind	Laptime	No	Behind	Laptime	No	Behind	Laptime	No	Behind	Laptime
18		1:27.210	18		1:21.145	18		1:20.482	18		1:20.964	18		1:20.398
3	0.526	1:27.736	3	0.642	1:21.261	3	1.468	1:21.308	3	1.339	1:20.835	3	1.250	1:20.309
21	0.818	1:28.028	21	1.208	1:21.535	11	2.024	1:20.644	11	2.287	1:21.227	11	3.478	1:21.589
11	1.617	1:28.827	11	1.862	1:21.390	21	2.495	1:21.769	13	2.431	1:20.507	13	3.644	1:21.611
81	2.406	1:29.616	81	2.653	1:21.392	13	2.888	1:20.608	21	2.925	1:21.394	21	4.820	1:22.293
13	3.189	1:30.399	13	2.762	1:20.718	81	3.493	1:21.322	81	3.741	1:21.212	81	5.305	1:21.962
99	4.213	1:31.423	99	5.254	1:22.186	42	8.620	1:22.213	42	10.313	1:22.657	42	12.112	1:22.197
36	5.160	1:32.370	42	6.889	1:22.756	36	10.911	1:23.776	36	13.084	1:23.137	36	15.749	1:23.063
42	5.278	1:32.488	36	7.617	1:23.602	12	11.580	1:23.642	12	14.071	1:23.455	12	16.042	1:22.369
12	6.207	1:33.417	12	8.420	1:23.358	71	12.338	1:23.770	71	14.707	1:23.333	99	16.613	1:22.137
71	6.891	1:34.101	71	9.050	1:23.304	99	14.506	1:29.734	99	14.874	1:21.332	71	17.363	1:23.054
38	8.921	1:36.131	38	13.020	1:25.244	16	18.906	1:26.271	16	22.288	1:24.346	16	25.537	1:23.647
23	9.432	1:36.642	16	13.117	1:24.241	38	18.938	1:26.400	38	24.348	1:26.374	38	29.690	1:25.740
16	10.021	1:37.231	23	13.757	1:25.470	23	19.733	1:26.458	23	24.991	1:26.222	23	29.860	1:25.267
30	10.163	1:37.373	30	15.538	1:26.520	30	21.387	1:26.331	30	25.818	1:25.395	30	30.765	1:25.345

Car No 14 took first start.
Weather / Track : Cloudy / Dry

Snetterton
Circuit Length = 1.9520 miles.
Start: 12:37 End: 12:57

BARC Westfield Sportscar Championship iaw Avon Tyres
RACE CLASSIFICATION - RACE 8 - LAP CHART
 (contd.)

Lap 6			Lap 7			Lap 8			Lap 9			Lap 10		
No	Behind	Laptime	No	Behind	Laptime	No	Behind	Laptime	No	Behind	Laptime	No	Behind	Laptime
18		1:20.549	18		1:20.252	18		1:20.444	18		1:20.297	18		1:20.317
3	0.951	1:20.250	3	1.740	1:21.041	3	1.498	1:20.202	3	1.576	1:20.375	3	1.005	1:19.746
13	3.739	1:20.644	13	4.015	1:20.528	13	3.971	1:20.400	13	4.145	1:20.471	13	4.690	1:20.862
11	4.405	1:21.476	11	5.229	1:21.076	11	5.814	1:21.029	21	7.261	1:21.645	11	8.013	1:20.336
21	4.630	1:20.359	21	5.538	1:21.160	21	5.913	1:20.819	11	7.994	1:22.477	21	8.434	1:21.490
81	6.336	1:21.580	81	7.759	1:21.675	81	9.271	1:21.956	81	13.883	1:24.909	81	15.828	1:22.262
42	13.576	1:22.013	42	15.815	1:22.491	42	17.096	1:21.725	42	19.700	1:22.901	42	21.034	1:21.651
12	20.092	1:24.599	12	22.888	1:23.048	12	25.842	1:23.398	12	27.863	1:22.318	12	29.801	1:22.255
36	20.794	1:25.594	36	23.527	1:22.985	36	26.304	1:23.221	36	29.440	1:23.433	36	30.942	1:21.819
71	21.400	1:24.586	99	23.880	1:22.256	99	26.768	1:23.332	99	29.789	1:23.318	99	33.084	1:23.612
99	21.876	1:25.812	71	24.365	1:23.217	71	27.421	1:23.500	71	31.492	1:24.368	71	37.002	1:25.827
16	28.085	1:23.097	16	30.433	1:22.600	16	32.197	1:22.208	16	34.271	1:22.371	16	37.194	1:23.240
38	34.003	1:24.862	38	37.715	1:23.964	38	41.033	1:23.762	38	44.643	1:23.907	38	48.214	1:23.888
23	34.494	1:25.183	23	38.191	1:23.949	23	41.280	1:23.533	30	45.503	1:23.546	30	49.942	1:24.756
30	35.230	1:25.014	30	39.158	1:24.180	30	42.254	1:23.540	23	45.583	1:24.600	23	50.109	1:24.843

Car No 14 took first start.
 Weather / Track : Cloudy / Dry

Snetterton
 Circuit Length = 1.9520 miles.
 Start: 12:37 End: 12:57

BARC Westfield Sportscar Championship iaw Avon Tyres
RACE CLASSIFICATION - RACE 8 - LAP CHART
 (contd.)

Lap 11			Lap 12			Lap 13			Lap 14			Lap 15		
No	Behind	Laptime	No	Behind	Laptime	No	Behind	Laptime	No	Behind	Laptime	No	Behind	Laptime
18		1:19.762	3		1:20.402	18		1:20.503	18		1:20.141	18		1:19.889
3	0.573	1:19.330	18	0.326	1:21.301	3	0.302	1:21.131	3	0.486	1:20.325	3	0.074	1:19.477
13	5.457	1:20.529	13	5.323	1:20.841	13	4.990	1:20.496	13	5.640	1:20.791	13	6.931	1:21.180
21	9.181	1:20.509	11	10.286	1:21.691	21	10.831	1:20.941	11	12.385	1:21.200	11	14.164	1:21.668
11	9.570	1:21.319	21	10.719	1:22.513	11	11.326	1:21.869	21	12.798	1:22.108	21	14.374	1:21.465
81	18.569	1:22.503	81	20.276	1:22.682	81	21.745	1:22.298	81	24.015	1:22.411	81	26.734	1:22.608
42	22.955	1:21.683	42	23.331	1:21.351	42	23.447	1:20.945	42	35.430	1:32.124	42	39.040	1:23.499
36	33.589	1:22.409	36	34.919	1:22.305	36	36.365	1:22.275	36	39.239	1:23.015	36	43.162	1:23.812
99	35.058	1:21.736	12	37.533	1:23.356	12	39.410	1:22.706	12	41.491	1:22.222	12	44.042	1:22.440
12	35.152	1:25.113	99	38.063	1:23.980	16	43.303	1:21.876	16	44.354	1:21.192	16	45.490	1:21.025
16	40.973	1:23.541	16	42.256	1:22.258	71	43.968	1:22.011	71	46.266	1:22.439	71	48.787	1:22.410
71	41.150	1:23.910	71	42.786	1:22.611	99	53.581	1:36.347	99	55.310	1:21.870	99	1:00.654	1:25.233
38	52.275	1:23.823	38	54.802	1:23.502	38	57.625	1:23.652	38	1:00.748	1:23.264	38	1:05.821	1:24.962
23	53.855	1:23.508	23	55.886	1:23.006	23	59.234	1:24.177	30	1:03.308	1:23.981	30	1:06.804	1:23.385
30	54.601	1:24.421	30	56.669	1:23.043	30	59.468	1:23.628	23	1:03.579	1:24.486	23	1:07.355	1:23.665

Car No 14 took first start.
 Weather / Track : Cloudy / Dry

Snetterton
 Circuit Length = 1.9520 miles.
 Start: 12:37 End: 12:57

IBIS Packaging Solutions Classic Gp1 Touring Car Champ iaw Dunlop

QUALIFYING - RACE 12

POS	NO	CL	NAME	NAT	CAR	TIME	LAPS	GAP	MPH
1	55	A	David J HOWARD		Jaguar XJ12 Series One	1:25.534	10		82.15
2	50	B	David THOMAS		Ford Capri MK1	1:25.763	9	0.229	81.93
3	11	C	Roger STANFORD		BMW 2002	1:26.792	9	1.258	80.96
4	5	B	Mark FOWLER		Ford Capri	1:26.968	10	1.434	80.80
5	3	B	Chris BRIGHT		Rover SD1	1:28.136	9	2.602	79.73
6	1	B	Martin WEST		Ford Capri	1:28.356	9	2.822	79.53
7	99	B	Adrian FULLER		Ford Capri	1:28.929	10	3.395	79.02
8	21	B	Alan A HARPER-BOURNE		Ford Capri	1:28.935	10	3.401	79.01
9	18	B	Jim McLOUGHLIN		Ford Capri	1:29.238	10	3.704	78.74
10	64	C	Mark CHOLERTON		Ford Escort RS2000	1:29.727	8	4.193	78.31
11	12	C	Jack STANFORD		BMW 2002	1:30.617	8	5.083	77.54
12	71	B	Peter HOLTON		Rover P6	1:30.745	9	5.211	77.43
13	69	B	Richard LANGEVELD		Ford Capri 3.0s	1:31.002	10	5.468	77.22
14	74	B	Jeremy KNIGHT		Austin A35	1:31.937	9	6.403	76.43
15	53	F	Will McATEER		Volkswagen Scirocco GT	1:32.568	9	7.034	75.91
16	7	D	Chris BRAY		Ford Escort	1:32.907	9	7.373	75.63
17	28	D	Hugh POSTON		Ford Fiesta	1:33.286	9	7.752	75.33
18	98	C	David MARGALIES		Alfa Romeo 2.0 GTV	1:33.733	10	8.199	74.97
19	59	C	Karl WHITWORTH		Volkswagen Golf GTI	1:33.762	7	8.228	74.94
20	37	C	Matthew IRONS		BMW 323i	1:33.825	10	8.291	74.89
21	43	D	Peter NIXON		VW Golf GTI	1:33.896	9	8.362	74.84
22	4	D	Mark BAKER		Alfa Romeo Sprint	1:34.338	4	8.804	74.49
23	29	B	Celia STEVENS		BMW 735	1:36.601	9	11.067	72.74
24	24	D	Andrew GUY		Ford Escort RS1600i	1:36.773	3	11.239	72.61
25	22	B	Tim SCOTT-ANDREWS		Rover Vitesse	1:37.218	8	11.684	72.28
26	88	E	Andre SEVERS		Renault 5 TS	1:39.862	9	14.328	70.36
27	68	E	Brian GOODWIN		Renault 5	1:43.910	8	18.376	67.62
28	77	E	Samantha SEVERS		Renault 5 TS	1:45.485	8	19.951	66.61
29	19	B	Alan BOYCE		Ford Capri	1:47.785	2	22.251	65.19

Car No 71 needs a working transponder please.

Weather / Track : Cloudy / Dry

These results are provisional until the conclusion of any judicial and technical matters.

Snetterton

Circuit Length = 1.9520 miles.

Start: 11:26 End: 11:41

Clerk Of Course:	Stewards:	Timekeeper:
------------------	-----------	-------------

IBIS Packaging Solutions Classic Gp1 Touring Car Champ iaw Dunlop QUALIFYING - LAP ANALYSIS

1	Martin WEST	Ford Capri
1 - 2:55.352	6 - 1:28.356	
2 - 1:36.014	7 - 1:29.730	
3 - 1:38.009	8 - 1:29.097	
4 - 1:31.365	9 - 1:29.253	
5 - 1:29.321		
3	Chris BRIGHT	Rover SD1
1 - 2:26.242	6 - 1:32.164	
2 - 1:32.662	7 - 1:28.716	
3 - 1:29.265	8 - 1:30.561	
4 - 1:28.739	9 - 1:28.136	
5 - 2:25.799P		
4	Mark BAKER	Alfa Romeo Sprint
1 - 2:03.865		
2 - 1:36.330		
3 - 1:34.338		
4 - 3:00.640P		
5	Mark FOWLER	Ford Capri
1 - 2:33.468	6 - 1:28.315	
2 - 1:39.084	7 - 1:27.851	
3 - 1:27.897	8 - 1:28.200	
4 - 1:28.551	9 - 1:32.343	
5 - 1:26.968	10 - 1:30.791	
7	Chris BRAY	Ford Escort
1 - 2:09.528	6 - 1:37.596	
2 - 1:52.005	7 - 1:33.422	
3 - 1:40.056	8 - 1:33.153	
4 - 1:38.280	9 - 1:32.907	
5 - 1:34.765		
11	Roger STANFORD	BMW 2002
1 - 1:58.792	6 - 1:28.075	
2 - 1:28.853	7 - 1:28.273	
3 - 1:27.056	8 - 1:26.792	
4 - 1:27.871	9 - 1:28.596	
5 - 1:27.266		

IBIS Packaging Solutions Classic Gp1 Touring Car Champ iaw Dunlop QUALIFYING - LAP ANALYSIS

(contd.)

12	Jack STANFORD	BMW 2002
1 - 2:04.224	6 - 1:30.617	
2 - 1:30.961	7 - 1:31.166	
3 - 1:30.781	8 - 2:10.372P	
4 - 1:32.403		
5 - 1:32.205		
18	Jim McLOUGHLIN	Ford Capri
1 - 1:55.394	6 - 1:30.160	
2 - 1:32.076	7 - 1:30.065	
3 - 1:29.238	8 - 1:29.289	
4 - 1:29.983	9 - 1:29.724	
5 - 1:29.701	10 - 1:29.922	
19	Alan BOYCE	Ford Capri
1 - 2:56.125		
2 - 1:47.785		
21	Alan A HARPER-BOURNE	Ford Capri
1 - 2:15.170	6 - 1:30.545	
2 - 1:34.838	7 - 1:34.657	
3 - 1:32.960	8 - 1:28.935	
4 - 1:33.156	9 - 1:30.571	
5 - 1:32.569	10 - 1:30.403	
22	Tim SCOTT-ANDREWS	Rover Vitesse
1 - 2:32.567	6 - 1:38.583	
2 - 1:47.123	7 - 1:50.515	
3 - 3:28.556P	8 - 1:37.218	
4 - 1:43.889		
5 - 1:38.686		
24	Andrew GUY	Ford Escort RS1600i
1 - 2:14.400		
2 - 1:37.408		
3 - 1:36.773		

IBIS Packaging Solutions Classic Gp1 Touring Car Champ iaw Dunlop QUALIFYING - LAP ANALYSIS

(contd.)

28	Hugh POSTON	Ford Fiesta
1 -	2:30.421	6 - 1:34.927
2 -	1:42.234	7 - 1:34.487
3 -	1:38.070	8 - 1:34.360
4 -	1:36.346	9 - 1:35.995
5 -	1:33.286	
29	Celia STEVENS	BMW 735
1 -	2:39.437	6 - 1:39.780
2 -	1:43.049	7 - 1:39.292
3 -	1:45.168	8 - 1:38.237
4 -	1:40.008	9 - 1:36.601
5 -	1:39.087	
37	Matthew IRONS	BMW 323i
1 -	1:50.221	6 - 1:34.130
2 -	1:35.455	7 - 1:34.296
3 -	1:35.591	8 - 1:33.825
4 -	1:34.240	9 - 1:34.742
5 -	1:36.642	10 - 1:34.084
43	Peter NIXON	VW Golf GTI
1 -	2:17.688	6 - 1:38.696
2 -	1:46.054	7 - 1:40.586
3 -	2:03.776	8 - 1:35.396
4 -	1:42.986	9 - 1:33.896
5 -	1:38.371	
50	David THOMAS	Ford Capri MK1
1 -	2:44.345	6 - 1:25.763
2 -	1:30.929	7 - 1:26.450
3 -	1:28.038	8 - 1:26.637
4 -	1:29.036	9 - 1:33.383
5 -	1:27.933	
53	Will McATEER	Volkswagen Scirocco GT
1 -	2:25.090	6 - 1:36.865
2 -	1:46.464	7 - 1:33.438
3 -	1:35.786	8 - 1:33.162
4 -	1:34.446	9 - 1:32.568
5 -	1:33.325	

IBIS Packaging Solutions Classic Gp1 Touring Car Champ iaw Dunlop QUALIFYING - LAP ANALYSIS

(contd.)

55	David J HOWARD	Jaguar XJ12 Series One
1 -	2:26.576	6 - 1:25.534
2 -	1:29.523	7 - 1:25.898
3 -	1:26.363	8 - 1:25.813
4 -	1:27.611	9 - 1:25.740
5 -	1:26.631	10 - 1:25.810
59	Karl WHITWORTH	Volkswagen Golf GTI
1 -	1:52.955	6 - 1:41.647
2 -	1:36.827	7 - 1:35.336
3 -	1:33.762	
4 -	2:15.525	
5 -	1:35.231	
64	Mark CHOLERTON	Ford Escort RS2000
1 -	1:49.405	6 - 1:30.976
2 -	1:29.727	7 - 1:29.765
3 -	1:32.351	8 - 1:30.948
4 -	1:30.916	
5 -	1:31.119	
68	Brian GOODWIN	Renault 5
1 -	3:00.785	6 - 1:45.323
2 -	1:47.376	7 - 1:43.910
3 -	1:47.659	8 - 1:44.333
4 -	1:47.598	
5 -	1:46.414	
69	Richard LANGEVELD	Ford Capri 3.0s
1 -	2:13.063	6 - 1:31.002
2 -	1:35.258	7 - 1:31.860
3 -	1:33.077	8 - 1:31.933
4 -	1:34.020	9 - 1:31.206
5 -	1:31.859	10 - 1:33.344
71	Peter HOLTON	Rover P6
1 -	2:42.135	6 - 1:32.304
2 -	1:44.037	7 - 1:30.837
3 -	1:42.692	8 - 1:32.940
4 -	1:35.069	9 - 1:31.375
5 -	1:30.745	

IBIS Packaging Solutions Classic Gp1 Touring Car Champ iaw Dunlop QUALIFYING - LAP ANALYSIS

(contd.)

74	Jeremy KNIGHT	Austin A35
1 -	2:38.835	6 - 1:32.871
2 -	1:42.544	7 - 1:34.118
3 -	1:50.248	8 - 1:31.937
4 -	1:35.288	9 - 1:32.479
5 -	1:33.462	
77	Samantha SEVERS	Renault 5 TS
1 -	2:14.141	6 - 1:51.870
2 -	2:01.922	7 - 1:45.485
3 -	2:00.619	8 - 1:46.453
4 -	1:49.635	
5 -	1:48.801	
88	Andre SEVERS	Renault 5 TS
1 -	2:01.789	6 - 1:39.862
2 -	1:40.280	7 - 1:51.473
3 -	1:40.778	8 - 1:40.506
4 -	1:40.312	9 - 1:44.474
5 -	1:40.217	
98	David MARGALIES	Alfa Romeo 2.0 GTV
1 -	1:54.527	6 - 1:37.221
2 -	1:37.308	7 - 1:36.489
3 -	1:37.021	8 - 1:34.276
4 -	1:42.813	9 - 1:33.733
5 -	1:35.046	10 - 1:50.036
99	Adrian FULLER	Ford Capri
1 -	2:03.662	6 - 1:30.191
2 -	1:29.624	7 - 1:32.642
3 -	1:28.929	8 - 1:30.345
4 -	1:30.250	9 - 1:31.876
5 -	1:30.794	10 - 1:30.395

IBIS Packaging Solutions Classic Gp1 Touring Car Champ iaw Dunlop

GRID - RACE 12

ROW 15	19	BOYCE	
ROW 14	68	GOODWIN	77 SEVERS
ROW 13	22	SCOTT-ANDREWS	88 SEVERS
ROW 12	29	STEVENS	24 GUY
ROW 11	43	NIXON	4 BAKER
ROW 10	59	WHITWORTH	37 IRONS
ROW 9	28	POSTON	98 MARGALIES
ROW 8	53	McATEER	7 BRAY
ROW 7	69	LANGEVELD	74 KNIGHT
ROW 6	12	STANFORD	71 HOLTON
ROW 5	18	McLOUGHLIN	64 CHOLERTON
ROW 4	99	FULLER	21 HARPER-BOURNE
ROW 3	3	BRIGHT	1 WEST
ROW 2	11	STANFORD	5 FOWLER
ROW 1	55	HOWARD	50 THOMAS
		POLE	

Car No 71 needs a working transponder please.

Weather / Track : Cloudy / Dry

These results are provisional until the conclusion of any judicial and technical matters.

Snetterton

Circuit Length = 1.9520 miles.

Start: 11:26 End: 11:41

Clerk Of Course:

Stewards:

Timekeeper:

IBIS Packaging Solutions Classic Gp1 Touring Car Champ iaw Dunlop

RACE CLASSIFICATION - RACE 12

POS	NO	CL	NAME	NAT	CAR	TIME	LAPS	GAP	MPH	BEST
1	55	A	David J HOWARD		Jaguar XJ12 Series One	14:14.494	10		82.23	1:24.193
2	50	B	David THOMAS		Ford Capri MK1	14:19.122	10	4.628	81.79	1:24.717
3	5	B	Mark FOWLER		Ford Capri	14:37.050	10	22.556	80.12	1:26.365
4	3	B	Chris BRIGHT		Rover SD1	14:37.690	10	23.196	80.06	1:25.962
5	1	B	Martin WEST		Ford Capri	14:41.025	10	26.531	79.76	1:26.538
6	99	B	Adrian FULLER		Ford Capri	14:48.478	10	33.984	79.09	1:27.309
7	18	B	Jim McLOUGHLIN		Ford Capri	14:51.441	10	36.947	78.83	1:27.638
8	12	C	Jack STANFORD		BMW 2002	14:51.841	10	37.347	78.79	1:27.055
9	64	C	Mark CHOLERTON		Ford Escort RS2000	14:52.208	10	37.714	78.76	1:27.631
10	7	D	Chris BRAY		Ford Escort	15:01.913	10	47.419	77.91	1:28.746
11	71	B	Peter HOLTON		Rover P6	15:03.889	10	49.395	77.74	1:28.443
12	69	B	Richard LANGEVELD		Ford Capri 3.0s	15:04.171	10	49.677	77.72	1:28.358
13	74	B	Jeremy KNIGHT		Austin A35	15:21.965	10	1:07.471	76.22	1:30.200
14	53	F	Will McATEER		Volkswagen Scirocco GT	15:23.123	10	1:08.629	76.12	1:30.201
15	28	D	Hugh POSTON		Ford Fiesta	15:23.348	10	1:08.854	76.10	1:29.842
16	24	D	Andrew GUY		Ford Escort RS1600i	15:34.584	10	1:20.090	75.19	1:30.659
17	37	C	Matthew IRONS		BMW 323i	15:43.326	10	1:28.832	74.49	1:31.591
18	43	D	Peter NIXON		VW Golf GTI	15:44.419	10	1:29.925	74.40	1:30.979
19	59	C	Karl WHITWORTH		Volkswagen Golf GTI	15:46.616	10	1:32.122	74.23	1:31.336
20	22	B	Tim SCOTT-ANDREWS		Rover Vitesse	15:50.073	10	1:35.579	73.96	1:30.392
21	4	D	Mark BAKER		Alfa Romeo Sprint	14:23.635	9	1 LAP	73.23	1:33.324
22	98	C	David MARGALIES		Alfa Romeo 2.0 GTV	14:24.842	9	1 LAP	73.12	1:33.730
23	29	B	Celia STEVENS		BMW 735	14:48.707	9	1 LAP	71.16	1:35.724
24	88	E	Andre SEVERS		Renault 5 TS	15:08.213	9	1 LAP	69.63	1:38.491
25	68	E	Brian GOODWIN		Renault 5	15:28.104	9	1 LAP	68.14	1:40.366
26	77	E	Samantha SEVERS		Renault 5 TS	15:54.865	9	1 LAP	66.23	1:41.840

FASTEST LAP

55	A	David J HOWARD	Jaguar XJ12 Series One	1:24.193	5	83.46mph	134.32kph
50	B	David THOMAS	Ford Capri MK1	1:24.717	2	82.94mph	133.49kph
12	C	Jack STANFORD	BMW 2002	1:27.055	6	80.72mph	129.90kph
7	D	Chris BRAY	Ford Escort	1:28.746	6	79.18mph	127.43kph
53	F	Will McATEER	Volkswagen Scirocco GT	1:30.201	5	77.90mph	125.37kph
88	E	Andre SEVERS	Renault 5 TS	1:38.491	9	71.34mph	114.82kph

Car No 71 transponder working well. Car No's 11 & 21 took first start

Weather / Track : Cloudy / Dry

These results are provisional until the conclusion of any judicial and technical matters.

Snetterton

Circuit Length = 1.9520 miles.

Start: 15:50 End: 16:04

Clerk Of Course:	Stewards:	Timekeeper:
------------------	-----------	-------------

IBIS Packaging Solutions Classic Gp1 Touring Car Champ iaw Dunlop

RACE CLASSIFICATION - RACE 12 - LAP CHART

Lap 1			Lap 2			Lap 3			Lap 4			Lap 5		
No	Behind	Laptime	No	Behind	Laptime	No	Behind	Laptime	No	Behind	Laptime	No	Behind	Laptime
55		1:31.325	55		1:24.711	55		1:24.325	55		1:24.473	55		1:24.193
50	0.864	1:32.189	50	0.870	1:24.717	50	1.750	1:25.205	50	2.289	1:25.012	50	3.618	1:25.522
5	2.141	1:33.466	5	4.043	1:26.613	5	6.852	1:27.134	5	9.549	1:27.170	5	12.401	1:27.045
3	2.872	1:34.197	3	5.736	1:27.575	3	8.893	1:27.482	3	12.807	1:28.387	3	15.522	1:26.908
1	4.136	1:35.461	1	7.450	1:28.025	1	11.002	1:27.877	1	13.576	1:27.047	1	16.617	1:27.234
18	4.848	1:36.173	18	8.732	1:28.595	99	12.404	1:27.928	99	15.457	1:27.526	99	18.573	1:27.309
99	5.658	1:36.983	99	8.801	1:27.854	18	13.049	1:28.642	18	16.921	1:28.345	18	20.526	1:27.798
64	6.201	1:37.526	64	9.218	1:27.728	64	13.877	1:28.984	64	17.394	1:27.990	64	21.175	1:27.974
12	7.147	1:38.472	12	10.670	1:28.234	12	14.440	1:28.095	12	19.062	1:29.095	12	22.584	1:27.715
7	8.237	1:39.562	7	12.522	1:28.996	7	17.462	1:29.265	7	22.461	1:29.472	7	27.436	1:29.168
71	9.467	1:40.792	71	15.095	1:30.339	71	20.660	1:29.890	71	25.078	1:28.891	71	30.689	1:29.804
74	10.204	1:41.529	69	16.515	1:29.967	69	21.211	1:29.021	69	25.608	1:28.870	69	31.226	1:29.811
69	11.259	1:42.584	74	16.632	1:31.139	74	22.544	1:30.237	74	29.896	1:31.825	74	36.399	1:30.696
28	11.574	1:42.899	28	17.641	1:30.778	28	23.843	1:30.527	28	30.877	1:31.507	28	37.233	1:30.549
53	12.520	1:43.845	53	19.164	1:31.355	53	25.704	1:30.865	53	32.769	1:31.538	53	38.777	1:30.201
37	14.356	1:45.681	37	21.236	1:31.591	37	30.593	1:33.682	37	39.937	1:33.817	24	48.659	1:32.003
24	15.302	1:46.627	24	22.338	1:31.747	24	31.081	1:33.068	24	40.849	1:34.241	37	49.081	1:33.337
59	15.897	1:47.222	59	24.915	1:33.729	59	34.251	1:33.661	22	43.529	1:32.922	22	51.637	1:32.301
43	16.879	1:48.204	43	26.326	1:34.158	22	35.080	1:32.466	59	44.609	1:34.831	59	54.631	1:34.215
98	17.828	1:49.153	22	26.939	1:32.663	43	37.188	1:35.187	43	45.791	1:33.076	43	54.756	1:33.158
22	18.987	1:50.312	98	28.667	1:35.550	4	39.597	1:34.229	4	48.591	1:33.467	4	57.970	1:33.572
4	20.883	1:52.208	4	29.693	1:33.521	98	40.270	1:35.928	98	50.413	1:34.616	98	1:00.674	1:34.454
29	20.890	1:52.215	29	31.903	1:35.724	29	44.412	1:36.834	29	57.592	1:37.653	29	1:10.732	1:37.333
68	22.841	1:54.166	88	37.033	1:38.827	88	51.363	1:38.655	88	1:05.616	1:38.726	88	1:20.756	1:39.333
88	22.917	1:54.242	68	39.205	1:41.075	68	56.794	1:41.914	68	1:13.932	1:41.611			
77	24.363	1:55.688	77	41.492	1:41.840	77	1:00.348	1:43.181	77	1:18.753	1:42.878			

Car No 71 transponder working well. Car No's 11 & 21 took first start
Weather / Track : Cloudy / Dry

Snetterton
Circuit Length = 1.9520 miles.
Start: 15:50 End: 16:04

IBIS Packaging Solutions Classic Gp1 Touring Car Champ iaw Dunlop
RACE CLASSIFICATION - RACE 12 - LAP CHART
 (contd.)

Lap 6			Lap 7			Lap 8			Lap 9			Lap 10		
No	Behind	Laptime	No	Behind	Laptime	No	Behind	Laptime	No	Behind	Laptime	No	Behind	Laptime
55		1:25.700	55		1:24.760	55		1:25.224	55		1:25.121	55		1:24.662
50	3.384	1:25.466	50	4.027	1:25.403	50	4.405	1:25.602	98	1 LAP	1:33.731	50	4.628	1:24.804
68	1 LAP	1:41.317	88	1 LAP	1:38.945	29	1 LAP	1:37.687	50	4.486	1:25.202	4	1 LAP	1:34.749
77	1 LAP	1:44.593	5	15.983	1:26.874	5	18.246	1:27.487	5	20.853	1:27.728	98	1 LAP	1:33.868
5	13.869	1:27.168	3	18.800	1:27.226	3	20.925	1:27.349	29	1 LAP	1:36.244	5	22.556	1:26.365
3	16.334	1:26.512	1	20.641	1:27.690	1	22.154	1:26.737	3	21.896	1:26.092	3	23.196	1:25.962
1	17.711	1:26.794	99	23.935	1:28.381	88	1 LAP	1:41.895	1	23.571	1:26.538	1	26.531	1:27.622
99	20.314	1:27.441	68	1 LAP	1:43.456	99	27.022	1:28.311	99	29.351	1:27.450	99	33.984	1:29.295
18	22.464	1:27.638	18	25.994	1:28.290	18	29.159	1:28.389	12	33.180	1:27.977	29	1 LAP	1:37.744
64	23.106	1:27.631	64	26.984	1:28.638	64	30.014	1:28.254	18	33.554	1:29.516	18	36.947	1:28.055
12	23.939	1:27.055	12	27.288	1:28.109	12	30.324	1:28.260	64	34.146	1:29.253	12	37.347	1:28.829
7	30.482	1:28.746	7	34.812	1:29.090	7	38.643	1:29.055	88	1 LAP	1:39.099	64	37.714	1:28.230
71	33.973	1:28.984	77	1 LAP	1:46.428	71	41.357	1:28.925	7	42.943	1:29.421	7	47.419	1:29.138
69	34.636	1:29.110	71	37.656	1:28.443	69	42.036	1:29.026	71	45.354	1:29.118	71	49.395	1:28.703
74	40.899	1:30.200	69	38.234	1:28.358	68	1 LAP	1:43.537	69	45.764	1:28.849	69	49.677	1:28.575
28	41.375	1:29.842	74	47.840	1:31.701	77	1 LAP	1:42.569	68	1 LAP	1:40.366	88	1 LAP	1:38.491
53	44.004	1:30.927	28	48.263	1:31.648	74	53.727	1:31.111	74	1:00.652	1:32.046	74	1:07.471	1:31.481
24	54.672	1:31.713	53	50.934	1:31.690	28	54.473	1:31.434	28	1:01.344	1:31.992	53	1:08.629	1:30.327
37	57.072	1:33.691	24	1:01.584	1:31.672	53	56.556	1:30.846	53	1:02.964	1:31.529	28	1:08.854	1:32.172
22	57.406	1:31.469	22	1:03.038	1:30.392	24	1:07.021	1:30.661	77	1 LAP	1:44.311	68	1 LAP	1:40.662
43	1:01.844	1:32.788	37	1:06.044	1:33.732	22	1:08.306	1:30.492	24	1:12.559	1:30.659	24	1:20.090	1:32.193
59	1:03.160	1:34.229	43	1:08.858	1:31.774	37	1:12.537	1:31.717	22	1:13.635	1:30.450	37	1:28.832	1:33.842
4	1:05.594	1:33.324	59	1:09.736	1:31.336	43	1:14.998	1:31.364	37	1:19.652	1:32.236	43	1:29.925	1:33.731
98	1:08.704	1:33.730	4	1:14.360	1:33.526	59	1:16.168	1:31.656	43	1:20.856	1:30.979	59	1:32.122	1:33.804
29	1:22.305	1:37.273	98	1:17.756	1:33.812	4	1:24.175	1:35.039	59	1:22.980	1:31.933	22	1:35.579	1:46.606
												77	1 LAP	1:53.377

Car No 71 transponder working well. Car No's 11 & 21 took first start
 Weather / Track : Cloudy / Dry

Snetterton
 Circuit Length = 1.9520 miles.
 Start: 15:50 End: 16:04

Fuelforce Classic Clubmans Championship QUALIFYING - RACE 13

POS	NO	CL	NAME	NAT	CAR	TIME	LAPS	GAP	MPH
1	17	A	Peter HARPER		Mallock MK20B	1:12.267	10		97.23
2	34	A	Antony DENHAM		Donis	1:12.554	8	0.287	96.85
3	12	A	Malcolm JACKSON		Mallock MK20B	1:12.652	11	0.385	96.72
4	3	A	Mike HICKSON		Mallock MK20B	1:13.950	12	1.683	95.02
5	2	A	Ray HARPER		Phantom P79	1:15.631	10	3.364	92.91
6	13	A	Darren GREEN		Mallock MK14	1:16.058	10	3.791	92.39
7	26	A	Robin BOOTH		Mallock MK20B	1:16.866	11	4.599	91.42
8	88	A	Peter CARTER		Phantom P79	1:18.183	5	5.916	89.88
9	42	B	Mark CHARTERIS		Mallock MK20B	1:18.189	11	5.922	89.87
10	7	A	Reg POWELL		Gryphon C73 Pink Panther	1:20.116	7	7.849	87.71
11	68	B	Dave FACER		Mallock MK18	1:20.160	11	7.893	87.66
12	60	B	Steven CHAPLIN		Mallock MK14	1:22.028	11	9.761	85.66
13	44	B	Ian MITCHELL		IM MK1	1:22.270	11	10.003	85.41
14	43	A	David WILLIAMS		Mallock MK20	1:22.660	6	10.393	85.01
15	69	B	Alan DAVENPORT		Mallock MK18	1:23.721	11	11.454	83.93
16	77	A	Sam LANCASTER		Mallock 20B	1:24.325	7	12.058	83.33
17	8	A	Tony HARMAN		Haggispeed MK10	1:25.161	10	12.894	82.51

Car No 17 needs a working transponder please. Car 16 Race 8 did 5 laps

Weather / Track : Cloudy / Dry

These results are provisional until the conclusion of any judicial and technical matters.

Snetterton

Circuit Length = 1.9520 miles.

Start: 11:50 End: 12:05

Clerk Of Course:	Stewards:	Timekeeper:

Fuelforce Classic Clubmans Championship QUALIFYING - LAP ANALYSIS

2	Ray HARPER	Phantom P79
1 - 1:39.669	6 - 1:17.247	
2 - 1:21.214	7 - 1:15.734	
3 - 1:17.119	8 - 1:15.631	
4 - 1:17.909	9 - 1:15.879	
5 - 1:16.789	10 - 1:15.708	
3	Mike HICKSON	Mallock MK20B
1 - 1:50.424	6 - 1:19.685	11 - 1:13.950
2 - 1:23.516	7 - 1:15.280	12 - 1:16.015
3 - 1:15.774	8 - 1:15.971	
4 - 1:13.982	9 - 1:14.324	
5 - 1:19.408	10 - 1:14.823	
7	Reg POWELL	Gryphon C73 Pink Panther
1 - 2:27.281	6 - 1:24.064	
2 - 1:35.540	7 - 1:21.353	
3 - 1:34.986		
4 - 1:20.116		
5 - 2:00.294		
8	Tony HARMAN	Haggispeed MK10
1 - 2:24.067	6 - 1:25.333	
2 - 1:29.833	7 - 1:27.981	
3 - 1:27.031	8 - 1:26.153	
4 - 1:25.405	9 - 1:25.161	
5 - 1:29.275	10 - 1:26.470	
12	Malcolm JACKSON	Mallock MK20B
1 - 2:15.457	6 - 1:16.060	11 - 1:12.652
2 - 1:22.131	7 - 1:15.999	
3 - 1:16.243	8 - 1:13.203	
4 - 1:15.242	9 - 1:13.641	
5 - 1:14.499	10 - 1:13.412	
13	Darren GREEN	Mallock MK14
1 - 1:40.287	6 - 3:32.399	
2 - 1:21.576	7 - 1:16.716	
3 - 1:20.968	8 - 1:16.541	
4 - 1:18.940	9 - 1:16.058	
5 - 1:18.530	10 - 1:17.875	

Car No 17 needs a working transponder please. Car 16 Race 8 did 5 laps
Weather / Track : Cloudy / Dry

Snetterton
Circuit Length = 1.9520 miles.
Start: 11:50 End: 12:05

Fuelforce Classic Clubmans Championship QUALIFYING - LAP ANALYSIS

(contd.)

17	Peter HARPER	Mallock MK20B
1 - 1:35.616	6 - 1:13.852	
2 - 4:36.297P	7 - 1:13.707	
3 - 1:24.936	8 - 1:12.945	
4 - 1:14.419	9 - 1:12.267	
5 - 1:13.253	10 - 1:12.862	
26	Robin BOOTH	Mallock MK20B
1 - 1:59.050	6 - 1:28.423	11 - 1:18.259
2 - 1:21.220	7 - 1:19.412	
3 - 1:17.888	8 - 1:18.344	
4 - 1:16.866	9 - 1:18.396	
5 - 1:17.280	10 - 1:19.200	
34	Antony DENHAM	Donis
1 - 2:19.502	6 - 1:13.733	
2 - 1:22.108	7 - 1:15.784	
3 - 1:14.454	8 - 1:12.554	
4 - 1:17.415		
5 - 1:17.164		
42	Mark CHARTERIS	Mallock MK20B
1 - 1:40.003	6 - 1:20.871	11 - 1:18.943
2 - 1:26.270	7 - 1:19.171	
3 - 1:21.107	8 - 1:18.189	
4 - 1:19.586	9 - 1:19.243	
5 - 1:18.381	10 - 1:21.343	
43	David WILLIAMS	Mallock MK20
1 - 1:46.923	6 - 1:25.925	
2 - 1:27.313		
3 - 1:23.711		
4 - 1:23.695		
5 - 1:22.660		
44	Ian MITCHELL	IM MK1
1 - 1:56.679	6 - 1:22.361	11 - 1:23.028
2 - 1:28.597	7 - 1:27.912	
3 - 1:25.421	8 - 1:22.270	
4 - 1:23.922	9 - 1:23.171	
5 - 1:23.083	10 - 1:22.561	

Car No 17 needs a working transponder please. Car 16 Race 8 did 5 laps
Weather / Track : Cloudy / Dry

Snetterton
Circuit Length = 1.9520 miles.
Start: 11:50 End: 12:05

Fuelforce Classic Clubmans Championship

QUALIFYING - LAP ANALYSIS

(contd.)

60	Steven CHAPLIN	Mallock MK14
1 - 2:19.601	6 - 1:22.028	11 - 1:25.495
2 - 1:28.365	7 - 1:29.015	
3 - 1:24.679	8 - 1:23.210	
4 - 1:23.384	9 - 1:22.710	
5 - 1:23.042	10 - 1:22.842	
68	Dave FACER	Mallock MK18
1 - 2:21.727	6 - 1:25.032	11 - 1:21.381
2 - 1:27.277	7 - 1:22.966	
3 - 1:24.249	8 - 1:20.160	
4 - 1:24.329	9 - 1:20.547	
5 - 1:22.365	10 - 1:20.619	
69	Alan DAVENPORT	Mallock MK18
1 - 1:57.833	6 - 1:26.053	11 - 1:25.315
2 - 1:29.161	7 - 1:25.641	
3 - 1:26.036	8 - 1:24.361	
4 - 1:26.114	9 - 1:23.721	
5 - 1:25.093	10 - 1:23.949	
77	Sam LANCASTER	Mallock 20B
1 - 2:17.789	6 - 1:26.982	
2 - 1:36.636	7 - 1:24.325	
3 - 1:28.582		
4 - 1:24.423		
5 - 4:15.187		
88	Peter CARTER	Phantom P79
1 - 2:20.150		
2 - 1:25.894		
3 - 1:19.667		
4 - 1:18.183		
5 - 1:19.812		


Car No 17 needs a working transponder please. Car 16 Race 8 did 5 laps
Weather / Track : Cloudy / Dry

Snetterton
Circuit Length = 1.9520 miles.
Start: 11:50 End: 12:05

Fuelforce Classic Clubmans Championship

GRID - RACE 13

ROW 9	8	HARMAN	
ROW 8	69	DAVENPORT	77 LANCASTER
ROW 7	44	MITCHELL	43 WILLIAMS
ROW 6	68	FACER	60 CHAPLIN
ROW 5	42	CHARTERIS	7 POWELL
ROW 4	26	BOOTH	88 CARTER
ROW 3	2	HARPER	13 GREEN
ROW 2	12	JACKSON	3 HICKSON
ROW 1	17	HARPER	34 DENHAM
		POLE	



Car No 17 needs a working transponder please. Car 16 Race 8 did 5 laps

Weather / Track : Cloudy / Dry

These results are provisional until the conclusion of any judicial and technical matters.

Snetterton

Circuit Length = 1.9520 miles.

Start: 11:50 End: 12:05

Clerk Of Course:	Stewards:	Timekeeper:
------------------	-----------	-------------

Fuelforce Classic Clubmans Championship

RACE CLASSIFICATION - RACE 13

POS	NO	CL	NAME	NAT	CAR	TIME	LAPS	GAP	MPH	BEST
1	17	A	Peter HARPER		Mallock MK20B	14:44.728	12		95.31	1:12.058
2	34	A	Antony DENHAM		Donis	14:45.384	12	0.656	95.24	1:12.481
3	12	A	Malcolm JACKSON		Mallock MK20B	14:45.590	12	0.862	95.22	1:12.074
4	3	A	Mike HICKSON		Mallock MK20B	14:52.348	12	7.620	94.49	1:13.060
5	13	A	Darren GREEN		Mallock MK14	15:41.075	12	56.347	89.60	1:16.244
6	7	A	Reg POWELL		Gryphon C73 Pink Panther	17:23.084	12	2:38.356	80.84	1:17.649
7	26	A	Robin BOOTH		Mallock MK20B	14:47.783	11	1 LAP	87.07	1:17.076
8	42	B	Mark CHARTERIS		Mallock MK20B	14:56.041	11	1 LAP	86.26	1:18.703
9	68	B	Dave FACER		Mallock MK18	14:57.506	11	1 LAP	86.12	1:19.257
10	44	B	Ian MITCHELL		IM MK1	15:24.938	11	1 LAP	83.57	1:21.210
11	60	B	Steven CHAPLIN		Mallock MK14	15:26.317	11	1 LAP	83.44	1:21.100
12	77	A	Sam LANCASTER		Mallock 20B	15:33.279	11	1 LAP	82.82	1:20.324
13	69	B	Alan DAVENPORT		Mallock MK18	15:35.588	11	1 LAP	82.62	1:23.111
14	8	B	Tony HARMAN		Haggispeed MK10	15:46.396	11	1 LAP	81.67	1:23.807
15	88	A	Peter CARTER		Phantom P79	15:46.440	11	1 LAP	81.67	1:17.015

NOT CLASSIFIED

43	A	David WILLIAMS		Mallock MK20		0	D.N.F.	N/A
----	---	----------------	--	--------------	--	---	--------	-----

FASTEST LAP

17	A	Peter HARPER		Mallock MK20B	1:12.058	4	97.52mph	156.94kph
42	B	Mark CHARTERIS		Mallock MK20B	1:18.703	7	89.28mph	143.69kph

Weather / Track : Cloudy / Dry

These results are provisional until the conclusion of any judicial and technical matters.

Snetterton
Circuit Length = 1.9520 miles.
Start: 16:16 End: 16:30

Clerk Of Course:	Stewards:	Timekeeper:
------------------	-----------	-------------

Fuelforce Classic Clubmans Championship
RACE CLASSIFICATION - RACE 13 - LAP CHART

Lap 1			Lap 2			Lap 3			Lap 4			Lap 5		
No	Behind	Laptime	No	Behind	Laptime	No	Behind	Laptime	No	Behind	Laptime	No	Behind	Laptime
34		1:19.894	34		1:13.727	34		1:12.809	34		1:12.481	34		1:12.524
17	0.788	1:20.682	17	1.066	1:14.005	17	0.752	1:12.495	17	0.329	1:12.058	17	0.163	1:12.358
12	2.215	1:22.109	12	2.275	1:13.787	12	2.478	1:13.012	12	2.209	1:12.212	12	1.759	1:12.074
3	2.993	1:22.887	3	2.989	1:13.723	3	3.508	1:13.328	3	4.165	1:13.138	3	5.533	1:13.892
13	3.657	1:23.551	13	7.576	1:17.646	13	11.317	1:16.550	13	16.235	1:17.399	13	21.633	1:17.922
7	7.662	1:27.556	7	15.211	1:21.276	7	24.473	1:22.071	7	32.232	1:20.240	7	40.643	1:20.935
88	8.920	1:28.814	88	16.226	1:21.033	88	24.839	1:21.422	88	32.464	1:20.106	88	40.803	1:20.863
26	9.280	1:29.174	26	16.381	1:20.828	26	25.034	1:21.462	26	34.947	1:22.394	26	41.108	1:18.685
68	13.169	1:33.063	68	21.673	1:22.231	42	31.357	1:21.925	42	37.802	1:18.926	42	46.981	1:21.703
44	14.113	1:34.007	42	22.241	1:21.224	68	32.004	1:23.140	68	40.015	1:20.492	68	47.673	1:20.182
60	14.592	1:34.486	44	25.347	1:24.961	44	36.593	1:24.055	44	46.702	1:22.590	44	57.567	1:23.389
42	14.744	1:34.638	60	26.125	1:25.260	60	37.185	1:23.869	60	48.378	1:23.674	60	59.443	1:23.589
69	17.507	1:37.401	69	30.093	1:26.313	69	41.855	1:24.571	69	52.747	1:23.373	69	1:03.910	1:23.687
8	17.985	1:37.879	8	30.856	1:26.598	8	43.066	1:25.019	8	55.690	1:25.105	8	1:07.890	1:24.724
77	20.888	1:40.782	77	33.261	1:26.100	77	45.891	1:25.439	77	58.852	1:25.442	77	1:09.705	1:23.377

Fuelforce Classic Clubmans Championship
RACE CLASSIFICATION - RACE 13 - LAP CHART
 (contd.)

Lap 6			Lap 7			Lap 8			Lap 9			Lap 10		
No	Behind	Laptime	No	Behind	Laptime	No	Behind	Laptime	No	Behind	Laptime	No	Behind	Laptime
17		1:13.470	17		1:12.936	17		1:13.354	17		1:12.494	17		1:13.683
34	0.545	1:14.178	69	1 LAP	1:23.176	34	0.197	1:12.937	34	0.364	1:12.661	34	0.250	1:13.569
12	1.054	1:12.928	34	0.614	1:13.005	12	0.596	1:12.923	12	0.668	1:12.566	12	0.496	1:13.511
3	5.359	1:13.459	12	1.027	1:12.909	44	1 LAP	1:24.276	3	6.453	1:13.242	68	1 LAP	1:19.824
13	24.244	1:16.244	3	5.999	1:13.576	60	1 LAP	1:23.252	44	1 LAP	1:22.892	3	7.269	1:14.499
88	45.028	1:17.858	8	1 LAP	1:25.213	3	5.705	1:13.060	60	1 LAP	1:23.566	44	1 LAP	1:22.350
7	46.480	1:19.470	77	1 LAP	1:26.027	69	1 LAP	1:23.637	69	1 LAP	1:23.148	60	1 LAP	1:21.854
26	47.634	1:20.159	13	29.213	1:17.905	8	1 LAP	1:24.471	77	1 LAP	1:21.663	69	1 LAP	1:24.051
42	53.028	1:19.680	88	49.517	1:17.425	77	1 LAP	1:22.329	8	1 LAP	1:25.353	77	1 LAP	1:20.938
68	53.913	1:19.873	7	51.193	1:17.649	13	33.483	1:17.624	13	38.527	1:17.538	8	1 LAP	1:24.311
44	1:07.025	1:23.091	26	51.774	1:17.076	88	53.255	1:17.092	7	1:03.155	1:19.143	13	42.678	1:17.834
60	1:08.442	1:22.632	42	58.795	1:18.703	7	56.506	1:18.667	26	1:03.563	1:19.100	88	1 LAP	2:24.082
			68	1:00.579	1:19.602	26	56.957	1:18.537	42	1:13.304	1:19.150	7	1:07.876	1:18.404
						42	1:06.648	1:21.207				26	1:09.919	1:20.039
						68	1:07.230	1:20.005						

Fuelforce Classic Clubmans Championship
RACE CLASSIFICATION - RACE 13 - LAP CHART
 (contd.)

Lap 11			Lap 12			Lap 13			Lap 14			Lap 15		
No	Behind	Laptime	No	Behind	Laptime	No	Behind	Laptime	No	Behind	Laptime	No	Behind	Laptime
17		1:12.759	17		1:14.434									
34	0.609	1:13.118	34	0.656	1:14.481									
12	0.915	1:13.178	12	0.862	1:14.381									
42	1 LAP	1:19.710	26	1 LAP	1:20.329									
68	1 LAP	1:19.837	3	7.620	1:13.814									
3	8.240	1:13.730	42	1 LAP	1:19.175									
44	1 LAP	1:21.210	68	1 LAP	1:19.257									
60	1 LAP	1:21.100	44	1 LAP	1:22.117									
77	1 LAP	1:20.324	60	1 LAP	1:23.035									
69	1 LAP	1:23.120	77	1 LAP	1:20.858									
13	48.057	1:18.138	69	1 LAP	1:23.111									
8	1 LAP	1:23.807	13	56.347	1:22.724									
88	1 LAP	1:20.730	8	1 LAP	1:23.916									
7	1:14.319	1:19.202	88	1 LAP	1:17.015									
			7	2:38.356	2:38.471P									