



NATIONAL CHAMPIONSHIP RACE DAY

Mallory Park

4th October 2009




Results Provided by Timing Solutions Ltd

www.tsl-timing.com

Hammerite Classic Group One Touring Car Championship

RACE 1 - GRID

ROW 9	5 Mark FOWLER +10 Seconds		
ROW 8			
ROW 7	1:01.631 69 Richard J LANGEVELD	1:03.569 89 Ken SELFE	
ROW 6		59.829 92 Daniel SMOUGHTON	1:00.396 39 Phil WALLER
ROW 5	58.842 14 Mark LUCOCK	59.231 50 Peter HOLTON	
ROW 4		57.781 43 Graham STEPHENS	58.310 22 William JENKINS
ROW 3	57.056 44 Anthony SCOTT ANDREWS	57.214 25 Brian STEVENS	
ROW 2		55.872 11 Roger STANFORD	56.825 99 Adrian FULLER
ROW 1	55.430 55 David HOWARD	55.664 4 Tim SCOTT ANDREWS	
Pole			
			

Car No 5 - Excluded from result of practice - Tech Regs 5.6.2

Mallory Park
Circuit Length = 1.3500 miles

These results are provisional until the conclusion of any judicial and technical matters.

Clerk of Course :		Timekeeper :

Hammerite Classic Group One Touring Car Championship

RACE 1 - CLASSIFICATION - AMENDED

POS	NO	CL	NAME	ENTRY	LAPS	TIME	GAP	DIFF	MPH	BEST	ON
1	55	A	David HOWARD	Jaguar XJ12	22	20:30.475			86.89	54.674	2
2	4	B	Tim SCOTT ANDREWS	Rover Vitesse	22	20:44.262	13.787	13.787	85.92	54.783	9
3	5	B	Mark FOWLER	Ford Capri	22	21:04.858	34.383	20.596	84.53	55.131	18
4	11	C	Roger STANFORD	BMW 2002	22	21:14.597	44.122	9.739	83.88	55.678	3
5	22	B	William JENKINS	BMW 3.0 CSL	21	20:38.319	1 lap	1 lap	82.41	57.492	2
6	14	C	Mark LUCOCK	Triumph Dolomite Sprint	21	20:53.515	1 lap	15.196	81.41	58.360	4
7	50	A	Peter HOLTON	Rover P6	21	20:58.793	1 lap	5.278	81.07	58.014	4
8	43	G	Graham STEPHENS	Ford Fiesta XRSi	21	21:02.020	1 lap	3.227	80.86	58.749	11
9	92	F	Daniel SMOUGHTON	BMW E30 320i	21	21:03.223	1 lap	1.203	80.79	58.710	17
10	69	C	Richard J LANGEVELD	Ford Escort	20	21:02.627	2 laps	1 lap	76.98	55.626	7

NOT CLASSIFIED

DNF	44	B	Anthony SCOTT ANDREWS	Rover Vitesse	12	11:31.975	10 laps	8 laps	84.27	55.588	10
DNF	99	B	Adrian FULLER	Ford Capri S	9	8:44.623	13 laps	3 laps	83.37	57.248	2
DNF	39	D	Phil WALLER	Hillman Avenger GT	3	3:22.138	19 laps	6 laps	72.12	1:00.397	2

FASTEST LAP

55	A	David HOWARD	Jaguar XJ12	2	54.674	88.88 mph	143.05 kph
4	B	Tim SCOTT ANDREWS	Rover Vitesse	9	54.783	88.71 mph	142.76 kph
69	C	Richard J LANGEVELD	Ford Escort	7	55.626	87.36 mph	140.60 kph
92	F	Daniel SMOUGHTON	BMW E30 320i	17	58.710	82.77 mph	133.22 kph
43	G	Graham STEPHENS	Ford Fiesta XRSi	11	58.749	82.72 mph	133.13 kph
39	D	Phil WALLER	Hillman Avenger GT	2	1:00.397	80.46 mph	129.49 kph

Car No 11 - 10 second penalty - G 62 & 63 - False Start

Weather / Track : Sunny / Dry

These results are provisional until the conclusion of any judicial and technical matters.

Mallory Park
Circuit Length = 1.3500 miles
Start: 13:32 End: 14:00

Clerk of Course :

Timekeeper :

Hammerite Classic Group One Touring Car Championship

RACE 1 - LAP CHART

Lap 1			Lap 2			Lap 3			Lap 4			Lap 5		
No	Behind	Laptime	No	Behind	Laptime	No	Behind	Laptime	No	Behind	Laptime	No	Behind	Laptime
55		1:00.577	55		54.674	55		55.177	55		55.469	55		55.027
4	0.737	1:01.314	4	1.987	55.924	4	1.884	55.074	4	1.316	54.901	4	1.570	55.281
44	2.088	1:02.665	44	3.687	56.273	44	4.856	56.346	44	6.123	56.736	44	8.601	57.505
11	3.732	1:04.309	11	5.557	56.499	11	6.058	55.678	11	6.704	56.115	11	8.642	56.965
22	4.337	1:04.914	99	1 LAP	2:01.518	99	1 LAP	57.248	99	1 LAP	57.286	5	12.165	55.744
50	6.026	1:06.603	22	7.155	57.492	22	9.866	57.888	5	11.448	55.903	99	1 LAP	57.823
92	7.632	1:08.209	50	10.443	59.091	5	11.014	55.700	22	13.254	58.857	22	16.363	58.136
5	8.525	1:09.102	5	10.491	56.640	50	14.093	58.827	50	16.638	58.014	50	19.727	58.116
39	17.873	1:18.450	14	1 LAP	2:07.260	14	1 LAP	58.583	14	1 LAP	58.604	14	1 LAP	58.360
			69	1 LAP	2:07.971	69	1 LAP	57.872	92	23.620	1:00.029	92	28.529	59.936
			92	14.276	1:01.318	92	19.060	59.961	43	1 LAP	59.698	43	1 LAP	59.797
			43	1 LAP	2:09.857	43	1 LAP	1:00.298	69	1 LAP	1:04.782	69	1 LAP	1:00.752
			39	23.596	1:00.397	39	31.710	1:03.291						

Car No 11 - 10 second penalty - G 62 & 63 - False Start

Weather / Track : Sunny / Dry

www.tsl-timing.com

Mallory Park
Circuit Length = 1.3500 miles
Start: 13:32 End: 14:00

Hammerite Classic Group One Touring Car Championship

RACE 1 - LAP CHART

Lap 6			Lap 7			Lap 8			Lap 9			Lap 10		
No	Behind	Laptime	No	Behind	Laptime	No	Behind	Laptime	No	Behind	Laptime	No	Behind	Laptime
55		54.817	55		54.774	55		54.938	55		55.117	55		55.272
4	1.745	54.992	4	2.202	55.231	4	2.834	55.570	4	2.500	54.783	69	2 LAPS	1:08.114
11	10.508	56.683	11	12.440	56.706	11	14.158	56.656	11	15.681	56.640	4	2.973	55.745
44	11.788	58.004	44	14.647	57.633	5	17.783	57.740	5	18.451	55.785	11	16.859	56.450
5	13.359	56.011	5	14.981	56.396	44	18.023	58.314	44	19.054	56.148	5	18.655	55.476
99	1 LAP	57.585	99	1 LAP	58.058	99	1 LAP	57.322	99	1 LAP	57.783	44	19.370	55.588
22	19.212	57.666	22	22.336	57.898	22	25.386	57.988	22	28.236	57.967	22	32.572	59.608
50	23.324	58.414	50	27.027	58.477	50	30.466	58.377	50	34.110	58.761	50	39.620	1:00.782
14	1 LAP	58.979	14	1 LAP	58.977	14	1 LAP	58.727	14	1 LAP	58.636	14	1 LAP	59.860
92	34.550	1:00.838	92	38.655	58.879	92	43.368	59.651	92	47.612	59.361	43	1 LAP	59.439
43	1 LAP	1:01.309	43	1 LAP	58.887	43	1 LAP	59.235	43	1 LAP	59.494	92	52.329	59.989
69	1 LAP	1:01.109	69	1 LAP	1:00.969	69	1 LAP	55.626						

Car No 11 - 10 second penalty - G 62 & 63 - False Start

Weather / Track : Sunny / Dry

www.tsl-timing.com

Mallory Park
Circuit Length = 1.3500 miles
Start: 13:32 End: 14:00

Hammerite Classic Group One Touring Car Championship

RACE 1 - LAP CHART

Lap 11			Lap 12			Lap 13			Lap 14			Lap 15		
No	Behind	Laptime	No	Behind	Laptime	No	Behind	Laptime	No	Behind	Laptime	No	Behind	Laptime
55		56.186	55		56.101	55		55.826	55		56.384	55		56.285
4	4.739	57.952	92	1 LAP	1:00.486	43	2 LAPS	58.749	14	2 LAPS	1:06.713	50	1 LAP	1:00.465
69	2 LAPS	1:05.703	4	5.883	57.245	92	1 LAP	59.508	43	2 LAPS	59.959	14	2 LAPS	54.300
11	19.507	58.834	69	2 LAPS	1:05.762	4	6.776	56.719	92	1 LAP	59.269	4	7.479	56.661
5	19.508	57.039	44	23.846	59.865	11	29.796	59.991	4	7.103	56.711	43	2 LAPS	1:00.083
44	20.082	56.898	11	25.631	1:02.225	69	2 LAPS	1:05.957	11	31.292	57.880	92	1 LAP	59.584
22	36.230	59.844	5	37.025	1:13.618	5	37.974	56.775	5	38.025	56.435	11	32.507	57.500
50	46.665	1:03.231	22	39.240	59.111	22	42.732	59.318	69	2 LAPS	1:04.771	5	37.810	56.070
14	1 LAP	1:00.900	50	51.296	1:00.732	50	56.057	1:00.587	22	45.554	59.206	69	2 LAPS	1:03.271
43	1 LAP	59.641	14	1 LAP	1:00.763							22	47.860	58.591

Car No 11 - 10 second penalty - G 62 & 63 - False Start

Weather / Track : Sunny / Dry

www.tsl-timing.com

Mallory Park
Circuit Length = 1.3500 miles
Start: 13:32 End: 14:00

Hammerite Classic Group One Touring Car Championship

RACE 1 - LAP CHART

Lap 16			Lap 17			Lap 18			Lap 19			Lap 20		
No	Behind	Laptime	No	Behind	Laptime	No	Behind	Laptime	No	Behind	Laptime	No	Behind	Laptime
55		55.806	55		56.364	55		55.966	55		56.510	55		56.112
14	2 LAPS	59.937	4	8.204	56.165	4	9.585	57.347	22	1 LAP	59.121	22	1 LAP	57.994
50	1 LAP	1:00.316	14	2 LAPS	58.987	14	2 LAPS	58.575	4	10.540	57.465	4	12.091	57.663
4	8.403	56.730	50	1 LAP	59.799	50	1 LAP	59.121	69	3 LAPS	1:08.281	69	3 LAPS	1:02.329
43	2 LAPS	59.278	43	2 LAPS	59.068	43	2 LAPS	59.289	14	2 LAPS	58.881	14	2 LAPS	58.573
92	1 LAP	59.061	92	1 LAP	59.742	92	1 LAP	58.710	50	1 LAP	59.323	50	1 LAP	59.300
11	33.402	56.701	11	33.561	56.523	11	34.263	56.668	43	2 LAPS	59.313	43	2 LAPS	1:00.021
5	37.831	55.827	5	37.021	55.554	5	36.186	55.131	92	1 LAP	59.421	92	1 LAP	59.464
22	52.043	59.989	22	54.771	59.092				11	33.918	56.165	11	34.372	56.566
69	2 LAPS	1:03.485	69	2 LAPS	58.615				5	34.924	55.248	5	34.598	55.786

Car No 11 - 10 second penalty - G 62 & 63 - False Start

Weather / Track : Sunny / Dry

www.tsl-timing.com

Mallory Park
Circuit Length = 1.3500 miles
Start: 13:32 End: 14:00

Hammerite Classic Group One Touring Car Championship
RACE 1 - LAP CHART

Lap 21			Lap 22		
No	Behind	Laptime	No	Behind	Laptime
55		56.320	55		56.773
22	1 LAP	58.450	22	1 LAP	59.189
4	13.236	57.465	4	13.787	57.324
14	2 LAPS	59.129	14	2 LAPS	58.771
69	3 LAPS	59.375	50	1 LAP	1:00.016
50	1 LAP	1:00.441	43	2 LAPS	59.049
43	2 LAPS	59.556	69	3 LAPS	1:07.883
92	1 LAP	1:00.213	92	1 LAP	59.594
11	34.564	56.512	11	34.122	56.331
5	34.973	56.695	5	34.383	56.183


Car No 11 - 10 second penalty - G 62 & 63 - False Start

Weather / Track : Sunny / Dry

www.tsl-timing.com

Mallory Park
 Circuit Length = 1.3500 miles
 Start: 13:32 End: 14:00

Max 5 Championship
RACE 2 - GRID

ROW 3	58.440 20 Chris LOVETT	1:00.237 33 Clive BUSSEY
ROW 2	58.019 24 Jonathan HALLIWELL	58.273 29 Nick WRIGHT
ROW 1	57.167 11 Nick DOUGILL	57.834 25 Paul RODDISON
Pole		
		

Mallory Park
 Circuit Length = 1.3500 miles

These results are provisional until the conclusion of any judicial and technical matters.

Clerk of Course :		Timekeeper :

Max 5 Championship

RACE 2 - CLASSIFICATION - AMENDED

POS	NO	CL	NAME	ENTRY	LAPS	TIME	GAP	DIFF	MPH	BEST	ON
1	29	A	Nick WRIGHT	Mazda MX5	21	20:55.463			81.29	58.869	14
2	25	I	Paul RODDISON	Mazda MX5	21	21:13.355	17.892	17.892	80.14	58.911	18
3	20	A	Chris LOVETT	Mazda MX5	21	21:14.962	19.499	1.607	80.04	58.997	17
4	11	A	Nick DOUGILL	Mazda MX5	20	20:54.908	1 lap	1 lap	77.45	1:00.863	16
NOT CLASSIFIED											
DNF	33	A	Clive BUSSEY	Mazda MX5	4	4:06.493	17 laps	16 laps	78.86	59.427	2
FASTEST LAP											
	29	A	Nick WRIGHT	Mazda MX5	14	58.869		82.55 mph		132.86 kph	
	25	I	Paul RODDISON	Mazda MX5	18	58.911		82.49 mph		132.76 kph	

Car No 24 - Excluded from result - Reg 5.14 Max5 Reg P 13 & (C(d)39)

Weather / Track : Sunny / Dry

These results are provisional until the conclusion of any judicial and technical matters.

Mallory Park
 Circuit Length = 1.3500 miles
 Start: 14:05 End: 14:27

Clerk of Course :		Timekeeper :
-------------------	--	--------------

Max 5 Championship
RACE 2 - LAP CHART

Lap 1			Lap 2			Lap 3			Lap 4			Lap 5		
No	Behind	Laptime	No	Behind	Laptime	No	Behind	Laptime	No	Behind	Laptime	No	Behind	Laptime
29		1:06.613	29		59.098	29		59.223	29		59.362	24		59.474
33	0.384	1:06.997	33	0.713	59.427	33	1.233	59.743	24	0.268	58.265	29	0.658	1:00.400
24	1.742	1:08.355	24	1.368	58.724	24	1.365	59.220	33	2.197	1:00.326	20	15.637	1:00.782
11	1.742	1:08.355	25	10.629	1:01.707	25	11.990	1:00.584	25	13.711	1:01.083	25	15.767	1:01.798
25	8.020	1:14.633	20	13.469	1:00.067	20	13.704	59.458	20	14.597	1:00.255	11	26.853	1:01.864
20	12.500	1:19.113	11	20.222	1:17.578	11	22.474	1:01.475	11	24.731	1:01.619			

Max 5 Championship
RACE 2 - LAP CHART

Lap 6			Lap 7			Lap 8			Lap 9			Lap 10		
No	Behind	Laptime	No	Behind	Laptime	No	Behind	Laptime	No	Behind	Laptime	No	Behind	Laptime
24		1:00.155	29		59.783	24		1:00.028	24		1:00.041	24		59.184
29	0.627	1:00.124	24	0.093	1:00.503	29	0.528	1:00.649	29	0.217	59.730	29	0.766	59.733
20	15.793	1:00.311	20	15.650	1:00.267	20	15.814	1:00.285	20	15.547	59.774	25	15.912	59.205
25	16.038	1:00.426	25	16.104	1:00.476	25	16.056	1:00.073	25	15.891	59.876	20	16.988	1:00.625
11	28.567	1:01.869	11	29.682	1:01.525	11	31.724	1:02.163	11	34.242	1:02.559	11	37.278	1:02.220

Max 5 Championship
RACE 2 - LAP CHART

Lap 11			Lap 12			Lap 13			Lap 14			Lap 15		
No	Behind	Laptime	No	Behind	Laptime	No	Behind	Laptime	No	Behind	Laptime	No	Behind	Laptime
24		59.300	24		58.864	24		58.866	24		58.661	24		58.696
29	0.556	59.090	29	0.798	59.106	29	0.814	58.882	29	1.022	58.869	29	1.208	58.882
25	16.602	59.990	25	17.611	59.873	25	18.262	59.517	25	19.186	59.585	25	19.971	59.481
20	17.332	59.644	20	18.392	59.924	20	18.960	59.434	20	19.852	59.553	20	20.653	59.497
11	39.620	1:01.642	11	42.397	1:01.641	11	44.639	1:01.108	11	47.364	1:01.386	11	50.080	1:01.412


Max 5 Championship
RACE 2 - LAP CHART

Lap 16			Lap 17			Lap 18			Lap 19			Lap 20		
No	Behind	Laptime	No	Behind	Laptime	No	Behind	Laptime	No	Behind	Laptime	No	Behind	Laptime
24		58.471	24		58.844	24		58.660	24		58.570	24		58.353
29	2.221	59.484	29	2.717	59.340	29	3.158	59.101	29	3.689	59.101	11	1 LAP	1:01.981
25	20.968	59.468	25	21.366	59.242	25	21.617	58.911	25	22.318	59.271	29	5.041	59.705
20	21.918	59.736	20	22.071	58.997	20	22.431	59.020	20	23.089	59.228	25	23.168	59.203
11	52.472	1:00.863	11	54.669	1:01.041	11	57.456	1:01.447				20	23.906	59.170

Max 5 Championship
RACE 2 - LAP CHART

Lap 21		
No	Behind	Laptime
24		58.774
11	1 LAP	1:01.160
29	5.455	59.188
25	23.347	58.953
20	24.954	59.822

Max 5 Championship
RACE 7 - GRID

ROW 5	24 Jonathan HALLIWELL + 10 seconds	
ROW 4		
ROW 3	33 Clive BUSSEY	
ROW 2	20 Chris LOVETT	11 Nick DOUGILL
ROW 1	29 Nick WRIGHT	25 Paul RODDISON
Pole		
		

Mallory Park
Circuit Length = 1.3500 miles

These results are provisional until the conclusion of any judicial and technical matters.

Clerk of Course :		Timekeeper :
-------------------	--	--------------

Max 5 Championship

RACE 7 - CLASSIFICATION

POS	NO	CL	NAME	ENTRY	LAPS	TIME	GAP	DIFF	MPH	BEST	ON
1	20	A	Chris LOVETT	Mazda MX5	20	19:46.979			81.88	58.435	17
2	25	I	Paul RODDISON	Mazda MX5	20	19:47.706	0.727	0.727	81.83	57.153	15
3	29	A	Nick WRIGHT	Mazda MX5	20	19:48.231	1.252	0.525	81.80	58.033	18
4	24	A	Jonathan HALLIWELL	Mazda MX5	20	19:54.592	7.613	6.361	81.36	55.601	5
5	11	A	Nick DOUGILL	Mazda MX5	20	20:11.807	24.828	17.215	80.21	59.829	3

FASTEST LAP											
24	A	Jonathan HALLIWELL	Mazda MX5	5	55.601	87.40 mph	140.66 kph				
25	I	Paul RODDISON	Mazda MX5	15	57.153	85.03 mph	136.84 kph				

Car No 24 - 10 second penalty - G 62 & 63 - False Start

Weather / Track : Bright / Dry

These results are provisional until the conclusion of any judicial and technical matters.

Mallory Park
 Circuit Length = 1.3500 miles
 Start: 16:44 End: 17:07

Clerk of Course :		Timekeeper :
-------------------	--	--------------

Max 5 Championship
RACE 7 - LAP CHART

Lap 1			Lap 2			Lap 3			Lap 4			Lap 5		
No	Behind	Laptime	No	Behind	Laptime	No	Behind	Laptime	No	Behind	Laptime	No	Behind	Laptime
25		1:05.083	25		59.687	25		59.377	20		59.555	20		58.981
20	0.980	1:06.063	20	0.316	59.023	20	0.123	59.184	25	0.001	59.679	25	0.307	59.287
24	0.981	1:06.064	24	0.686	59.392	24	0.645	59.336	29	0.978	59.580	29	1.210	59.213
29	1.258	1:06.341	29	0.760	59.189	29	1.076	59.693	24	4.591	1:03.624	24	1.211	55.601
11	3.061	1:08.144	11	3.500	1:00.126	11	3.952	59.829	11	4.592	1:00.318	11	5.515	59.904

Car No 24 - 10 second penalty - G 62 & 63 - False Start

Weather / Track : Bright / Dry

www.tsl-timing.com

Mallory Park
 Circuit Length = 1.3500 miles
 Start: 16:44 End: 17:07

Max 5 Championship
RACE 7 - LAP CHART

Lap 6			Lap 7			Lap 8			Lap 9			Lap 10		
No	Behind	Laptime	No	Behind	Laptime	No	Behind	Laptime	No	Behind	Laptime	No	Behind	Laptime
20		59.158	20		59.387	20		59.102	24		59.140	24		58.698
25	0.205	59.056	25	0.244	59.426	25	0.001	58.859	20	0.098	1:00.186	20	0.289	58.889
24	0.685	58.632	24	0.654	59.356	24	0.948	59.396	25	0.643	1:00.730	25	0.290	58.345
29	1.194	59.142	29	1.441	59.634	29	1.108	58.769	29	0.826	59.806	29	1.160	59.032
11	6.719	1:00.362	11	7.296	59.964	11	8.118	59.924	11	8.288	1:00.258	11	9.466	59.876

Car No 24 - 10 second penalty - G 62 & 63 - False Start

Weather / Track : Bright / Dry

www.tsl-timing.com

Mallory Park
 Circuit Length = 1.3500 miles
 Start: 16:44 End: 17:07

Max 5 Championship
RACE 7 - LAP CHART

Lap 11			Lap 12			Lap 13			Lap 14			Lap 15		
No	Behind	Laptime	No	Behind	Laptime	No	Behind	Laptime	No	Behind	Laptime	No	Behind	Laptime
24		58.533	24		59.051	24		58.443	24		58.309	24		58.556
20	0.461	58.705	20	0.212	58.802	20	0.434	58.665	20	1.014	58.889	25	0.001	57.153
25	0.462	58.705	25	0.213	58.802	25	0.642	58.872	25	1.404	59.071	20	1.072	58.614
29	1.418	58.791	29	0.929	58.562	29	1.750	59.264	29	2.380	58.939	29	2.004	58.180
11	11.223	1:00.290	11	12.936	1:00.764	11	14.561	1:00.068	11	16.351	1:00.099	11	18.411	1:00.616

Car No 24 - 10 second penalty - G 62 & 63 - False Start

Weather / Track : Bright / Dry

www.tsl-timing.com

Mallory Park
 Circuit Length = 1.3500 miles
 Start: 16:44 End: 17:07

Max 5 Championship
RACE 7 - LAP CHART

Lap 16			Lap 17			Lap 18			Lap 19			Lap 20		
No	Behind	Laptime	No	Behind	Laptime	No	Behind	Laptime	No	Behind	Laptime	No	Behind	Laptime
24		58.338	24		58.531	24		58.400	24		58.802	24		58.390
20	1.932	59.198	20	1.836	58.435	20	2.086	58.650	20	1.995	58.711	20	2.387	58.782
25	2.091	1:00.428	25	2.690	59.130	25	2.402	58.112	25	2.123	58.523	25	3.114	59.381
29	2.429	58.763	29	3.593	59.695	29	3.226	58.033	29	2.918	58.494	29	3.639	59.111
11	20.140	1:00.067	11	21.536	59.927	11	23.734	1:00.598	11	25.596	1:00.664	11	27.215	1:00.009

Car No 24 - 10 second penalty - G 62 & 63 - False Start


Weather / Track : Bright / Dry

www.tsl-timing.com

Mallory Park
 Circuit Length = 1.3500 miles
 Start: 16:44 End: 17:07

Thermex Classic Saloon & Historic Touring Car Series

RACE 3 - GRID

ROW 10	1:15.365 72 Anthony WARNES	
ROW 9	1:06.034 79 Paul YOUNG	1:08.121 68 Keith WRIGHT
ROW 8	1:05.583 69 Luc WILSON	1:05.857 70 James MEEKS
ROW 7	1:03.867 76 Steven SPRIGG	1:05.114 53 Stuart RADFORD
ROW 6	1:01.856 1 Andy MESSHAM	1:02.992 18 Andy JOHNSON
ROW 5	1:00.937 83 Tim DODWELL	1:01.495 24 Celia STEVENS
ROW 4	59.360 15 Phil MANSER	1:00.037 2 Julian CROSSLEY
ROW 3	58.911 27 Jim BURROWS	59.338 38 Roger BOWMAN
ROW 2	58.473 57 David HALL	58.723 4 Thomas LAILEY DE VILLE
ROW 1	57.257 11 Roger STANFORD	58.341 77 Richard SPRIGG
Pole		
		

Mallory Park
Circuit Length = 1.3500 miles

These results are provisional until the conclusion of any judicial and technical matters.

Clerk of Course :

Timekeeper :

Thermex Classic Saloon & Historic Touring Car Series

RACE 3 - CLASSIFICATION

POS	NO	CL	NAME	ENTRY	LAPS	TIME	GAP	DIFF	MPH	BEST	ON
1	11	F	Roger STANFORD	Lotus Cortina MK1	21	21:10.716			80.31	58.130	3
2	77	C	Richard SPRIGG	Ford Anglia 105E	21	21:15.619	4.903	4.903	80.00	59.107	3
3	27	D	Jim BURROWS	Austin Mini Cooper	21	21:16.771	6.055	1.152	79.93	58.880	6
4	2	C	Julian CROSSLEY	Morris Mini	21	21:57.444	46.728	40.673	77.46	59.108	6
5	76	F	Steven SPRIGG	Ford Lotus Cortina	20	21:16.529	1 lap	1 lap	76.14	59.973	3
6	24	G	Celia STEVENS	Warwick GT350	20	21:24.569	1 lap	8.040	75.66	1:01.355	8
7	18	C	Andy JOHNSON	Toyota Corona	20	21:28.346	1 lap	3.777	75.44	1:02.384	7
8	1	E	Andy MESSHAM	Austin Mini Seven	20	21:28.822	1 lap	0.476	75.41	1:02.619	9
9	33	E	Tony MURRAY	Lancia Fulvia	20	21:48.873	1 lap	20.051	74.26	1:02.826	5
10	83	G	Tim DODWELL	Austin Cooper	19	21:14.310	2 laps	1 lap	72.46	1:01.808	3
11	79	E	Paul YOUNG	Austin A40	19	21:18.475	2 laps	4.165	72.22	1:03.085	3
12	53	B	Stuart RADFORD	Triumph 2000	19	21:57.276	2 laps	38.801	70.09	1:07.751	14
13	70	E	James MEEKS	Austin Mini	19	22:05.264	2 laps	7.988	69.67	1:07.358	7
14	68	E	Keith WRIGHT	Morris Minor	18	21:51.673	3 laps	1 lap	66.69	1:08.111	8
15	72	C	Anthony WARNES	Wolseley Saloon	17	21:55.651	4 laps	1 lap	62.79	1:14.858	2

NOT CLASSIFIED

<i>DNF</i>	69	D	Luc WILSON	Austin A40	14	15:36.031	7 laps	3 laps	72.68	1:04.943	9
<i>DNF</i>	15	C	Phil MANSER	Mini Cooper	11	11:05.393	10 laps	3 laps	80.34	58.922	6
<i>DNF</i>	4	F	Thomas LAILEY DE VILLE	Lotus Cortina	9	9:45.638	12 laps	2 laps	74.68	58.692	4

FASTEST LAP

11	F	Roger STANFORD	Lotus Cortina MK1	3	58.130	83.60 mph	134.54 kph
27	D	Jim BURROWS	Austin Mini Cooper	6	58.880	82.54 mph	132.83 kph
15	C	Phil MANSER	Mini Cooper	6	58.922	82.48 mph	132.74 kph
24	G	Celia STEVENS	Warwick GT350	8	1:01.355	79.21 mph	127.47 kph
1	E	Andy MESSHAM	Austin Mini Seven	9	1:02.619	77.61 mph	124.90 kph
53	B	Stuart RADFORD	Triumph 2000	14	1:07.751	71.73 mph	115.44 kph

Weather / Track : Sunny / Dry

These results are provisional until the conclusion of any judicial and technical matters.

Mallory Park
Circuit Length = 1.3500 miles
Start: 14:36 End: 15:12

Clerk of Course :

Timekeeper :

Thermex Classic Saloon & Historic Touring Car Series

RACE 3 - LAP CHART

Lap 1			Lap 2			Lap 3			Lap 4			Lap 5		
No	Behind	Laptime	No	Behind	Laptime	No	Behind	Laptime	No	Behind	Laptime	No	Behind	Laptime
11		1:03.913	11		58.312	11		58.130	11		59.198	11		59.078
77	1.219	1:05.132	77	2.341	59.434	77	3.318	59.107	77	4.401	1:00.281	77	5.143	59.820
27	3.400	1:07.313	27	5.275	1:00.187	27	7.092	59.947	27	7.470	59.576	27	8.113	59.721
4	3.522	1:07.435	2	6.442	59.883	2	8.738	1:00.426	15	9.853	59.995	15	10.158	59.383
2	4.871	1:08.784	15	7.360	1:00.019	15	9.056	59.826	2	10.216	1:00.676	2	10.711	59.573
15	5.653	1:09.566	24	11.654	1:02.171	24	15.247	1:01.723	24	19.719	1:03.670	72	1 LAP	1:15.779
18	7.794	1:11.707	1	14.425	1:04.942	76	17.932	59.973	76	20.180	1:01.446	76	22.444	1:01.342
24	7.795	1:11.708	18	14.426	1:04.944	1	20.339	1:04.044	18	25.716	1:04.388	24	23.110	1:02.469
1	7.795	1:11.708	76	16.089	1:05.581	18	20.526	1:04.230	1	26.384	1:05.243	18	29.652	1:03.014
76	8.820	1:12.733	83	17.591	1:05.837	83	21.269	1:01.808	83	26.852	1:04.781	1	30.350	1:03.044
83	10.066	1:13.979	79	19.555	1:07.800	79	24.510	1:03.085	79	30.429	1:05.117	83	31.333	1:03.559
79	10.067	1:13.980	69	19.556	1:06.124	69	26.676	1:05.250	69	32.875	1:05.397	79	36.419	1:05.068
69	11.744	1:15.657	33	22.329	1:05.379	33	30.044	1:05.845	33	35.091	1:04.245	33	38.839	1:02.826
70	14.578	1:18.491	70	24.766	1:08.500	70	34.617	1:07.981	70	43.101	1:07.682	69	39.812	1:06.015
33	15.262	1:19.175	68	26.443	1:09.492	68	37.329	1:09.016	68	47.679	1:09.548	4	48.334	59.732
68	15.263	1:19.176	53	27.347	1:08.639	53	37.575	1:08.358	4	47.680	58.692	70	51.777	1:07.754
53	17.020	1:20.933	72	38.418	1:14.858	4	48.186	1:00.489	53	47.803	1:09.426	68	57.661	1:09.060
72	21.872	1:25.785	4	45.827	1:40.617	72	55.930	1:15.642				53	57.989	1:09.264

Thermex Classic Saloon & Historic Touring Car Series

RACE 3 - LAP CHART

Lap 6			Lap 7			Lap 8			Lap 9			Lap 10		
No	Behind	Laptime	No	Behind	Laptime	No	Behind	Laptime	No	Behind	Laptime	No	Behind	Laptime
11		58.651	11		59.477	11		59.374	11		59.908	11		59.604
77	6.338	59.846	70	1 LAP	1:09.940	77	6.219	59.484	72	2 LAPS	1:16.023	79	1 LAP	1:04.860
27	8.342	58.880	77	6.109	59.248	27	8.545	59.206	77	5.897	59.586	69	1 LAP	1:04.943
15	10.429	58.922	27	8.713	59.848	15	10.068	59.429	27	7.758	59.121	77	5.483	59.190
2	11.168	59.108	15	10.013	59.061	70	1 LAP	1:07.358	15	9.346	59.186	27	7.400	59.246
76	24.415	1:00.622	68	1 LAP	1:11.047	2	11.705	59.710	2	12.565	1:00.768	15	8.968	59.226
24	26.530	1:02.071	53	1 LAP	1:11.194	68	1 LAP	1:08.643	70	1 LAP	1:07.504	2	13.418	1:00.457
72	1 LAP	1:15.372	2	11.369	59.678	53	1 LAP	1:08.581	68	1 LAP	1:08.111	72	2 LAPS	1:15.741
1	34.529	1:02.830	76	26.220	1:01.282	76	28.366	1:01.520	53	1 LAP	1:08.295	70	1 LAP	1:07.614
18	34.530	1:03.529	24	28.610	1:01.557	24	30.591	1:01.355	76	29.186	1:00.728	76	31.237	1:01.655
83	36.149	1:03.467	18	37.437	1:02.384	18	40.964	1:02.901	24	32.118	1:01.435	24	35.402	1:02.888
79	43.059	1:05.291	1	38.482	1:03.430	1	41.987	1:02.879	18	43.792	1:02.736	68	1 LAP	1:08.914
33	43.196	1:03.008	83	40.870	1:04.198	83	45.705	1:04.209	1	44.698	1:02.619	53	1 LAP	1:09.331
69	47.409	1:06.248	72	1 LAP	1:15.440	4	49.316	59.455	4	49.597	1:00.189	18	47.191	1:03.003
4	49.153	59.470	33	47.285	1:03.566	33	51.683	1:03.772	83	50.190	1:04.393	1	48.254	1:03.160
			4	49.235	59.559	79	55.111	1:05.024	33	54.932	1:03.157	83	1:00.862	1:10.276
			79	49.461	1:05.879	69	59.838	1:05.886				33	1:01.039	1:05.711
			69	53.326	1:05.394									

Thermex Classic Saloon & Historic Touring Car Series

RACE 3 - LAP CHART

Lap 11			Lap 12			Lap 13			Lap 14			Lap 15		
No	Behind	Laptime	No	Behind	Laptime	No	Behind	Laptime	No	Behind	Laptime	No	Behind	Laptime
11		1:02.976	11		1:01.201	11		1:00.219	11		1:01.524	11		59.972
77	2.759	1:00.252	77	3.604	1:02.046	77	3.868	1:00.483	70	2 LAPS	1:09.834	77	4.591	1:00.957
27	5.037	1:00.613	33	1 LAP	1:06.984	27	4.807	1:00.498	77	3.606	1:01.262	27	5.373	1:00.404
79	1 LAP	1:07.858	27	4.528	1:00.692	33	1 LAP	1:04.373	27	4.941	1:01.658	53	2 LAPS	1:07.933
15	6.772	1:00.780	83	1 LAP	1:10.946	83	1 LAP	1:07.852	72	3 LAPS	1:20.104	70	2 LAPS	1:07.982
69	1 LAP	1:06.993	79	1 LAP	1:07.504	2	16.541	1:04.089	33	1 LAP	1:04.498	33	1 LAP	1:04.439
2	11.233	1:00.791	2	12.671	1:02.639	79	1 LAP	1:07.581	2	19.545	1:04.528	2	22.938	1:03.365
76	33.895	1:05.634	69	1 LAP	1:07.639	69	1 LAP	1:05.377	83	1 LAP	1:08.654	72	3 LAPS	1:17.075
72	2 LAPS	1:18.474	76	39.200	1:06.506	76	42.615	1:03.634	79	1 LAP	1:05.974	83	1 LAP	1:05.874
24	37.249	1:04.823	24	42.276	1:06.228	24	46.110	1:04.053	69	1 LAP	1:06.497	79	1 LAP	1:05.774
53	1 LAP	1:09.124	53	1 LAP	1:08.884	18	56.673	1:04.471	68	2 LAPS	1:42.300	69	1 LAP	1:08.611
68	1 LAP	1:11.420	72	2 LAPS	1:19.128	1	57.765	1:04.386	76	45.617	1:04.526	68	2 LAPS	1:09.297
70	1 LAP	1:22.248	18	52.421	1:04.548	53	1 LAP	1:08.477	24	49.876	1:05.290	76	49.298	1:03.653
18	49.074	1:04.859	1	53.598	1:04.630				18	59.309	1:04.160	24	55.269	1:05.365
1	50.169	1:04.891	68	1 LAP	1:09.315				1	59.971	1:03.730			
			70	1 LAP	1:10.145									

Thermex Classic Saloon & Historic Touring Car Series

RACE 3 - LAP CHART

Lap 16			Lap 17			Lap 18			Lap 19			Lap 20		
No	Behind	Laptime	No	Behind	Laptime	No	Behind	Laptime	No	Behind	Laptime	No	Behind	Laptime
11		59.219	11		1:01.534	11		1:02.397	11		1:01.030	11		1:01.933
18	1 LAP	1:03.521	77	5.520	1:01.514	72	4 LAPS	1:19.470	77	6.081	1:01.979	79	2 LAPS	1:07.696
1	1 LAP	1:03.668	18	1 LAP	1:04.739	24	1 LAP	1:05.241	27	6.931	1:01.608	76	1 LAP	1:06.530
77	5.540	1:00.168	27	7.368	1:02.853	68	3 LAPS	1:12.279	24	1 LAP	1:05.996	77	5.240	1:01.092
27	6.049	59.895	1	1 LAP	1:05.602	77	5.132	1:02.009	18	1 LAP	1:04.713	27	6.882	1:01.884
53	2 LAPS	1:07.751	53	2 LAPS	1:08.539	27	6.353	1:01.382	1	1 LAP	1:05.209	24	1 LAP	1:05.664
33	1 LAP	1:03.283	33	1 LAP	1:05.499	18	1 LAP	1:04.626	68	3 LAPS	1:14.331	18	1 LAP	1:05.626
70	2 LAPS	1:07.408	70	2 LAPS	1:08.243	1	1 LAP	1:04.543	72	4 LAPS	1:17.237	1	1 LAP	1:04.233
2	26.127	1:02.408	2	29.219	1:04.626	33	1 LAP	1:05.997	33	1 LAP	1:04.447	68	3 LAPS	1:13.340
83	1 LAP	1:05.737	83	1 LAP	1:08.614	53	2 LAPS	1:07.926	53	2 LAPS	1:08.467	72	4 LAPS	1:16.147
79	1 LAP	1:05.750	79	1 LAP	1:19.752	70	2 LAPS	1:07.973	2	38.584	1:05.881	33	1 LAP	1:05.580
72	3 LAPS	1:17.264	76	58.809	1:05.117	2	33.733	1:06.911	70	2 LAPS	1:08.297	53	2 LAPS	1:08.238
76	55.226	1:05.147				83	1 LAP	1:09.828	83	1 LAP	1:10.426	2	44.051	1:07.400
68	2 LAPS	1:11.034				79	1 LAP	1:07.256				70	2 LAPS	1:10.854
24	1:01.231	1:05.181				76	1:00.033	1:03.621						

Thermex Classic Saloon & Historic Touring Car Series

RACE 3 - LAP CHART

Lap 21		
No	Behind	Laptime
11		1:03.066
83	2 LAPS	1:09.872
77	4.903	1:02.729
76	1 LAP	1:05.279
27	6.055	1:02.239
79	2 LAPS	1:07.226
24	1 LAP	1:05.681
18	1 LAP	1:04.247
1	1 LAP	1:04.031
33	1 LAP	1:07.089
68	3 LAPS	1:15.350
72	4 LAPS	1:16.112
53	2 LAPS	1:07.916
2	46.728	1:05.743
70	2 LAPS	1:09.456

**Impressions Classic Thunder Championship inc. Boss
RACE 4 - GRID - AMENDED**

ROW 15	90	Joss RONCHETTI	
ROW 14	48	Chris ASTLEY	53 Mark WRIGHT
ROW 13	31	Stuart MACMASTER	90 Glynn ALLEN
ROW 12	12	Demetris NEOPHYTOU	57 Simon BEAMENT
ROW 11	70	Mark TAYLOR	93 Dean RAYMOND
ROW 10	91	Steven BARDEN	15 James HORNER
ROW 9	86	Stephen MATTHIAS	52 Jonathan CLARK
ROW 8	58	Steven HORNER	23 Craig RAINER
ROW 7	1	Chris LESTER	78 Olly ALLEN
ROW 6	50	Graham LEPLEY	30 Simon GENT
ROW 5	6	Andy ROBINSON	34 Matt EDWARDS
ROW 4	45	Len SIMPSON	42 Jeffrey WINDSOR
ROW 3	87	David MATTHIAS	37 Ashley BIRD
ROW 2	28	Allan DAVIES	62 Tim WATSON
ROW 1	47	Piers GRANGE	71 Andy DAVIES

Pole

Mallory Park
Circuit Length = 1.3500 miles

These results are provisional until the conclusion of any judicial and technical matters.

Clerk of Course :	Timekeeper :
-------------------	--------------

Impressions Classic Thunder Championship inc. Boss

RACE 4 - CLASSIFICATION - AMENDED

POS	NO	CL	NAME	ENTRY	LAPS	TIME	GAP	DIFF	MPH	BEST	ON
1	71	B	Andy DAVIES	BMW M3	23	20:48.619			89.52	52.141	5
2	28	B	Allan DAVIES	BMW M3	23	20:55.621	7.002	7.002	89.02	52.258	5
3	47	A2	Piers GRANGE	Ford Sierra XR8	23	20:59.347	10.728	3.726	88.75	52.314	4
4	37	1	Ashley BIRD	Ford Sierra	23	21:29.205	40.586	29.858	86.70	53.853	4
5	87	1	David MATTHIAS	Ford Sierra Cosworth	23	21:30.925	42.306	1.720	86.58	53.081	5
6	78	3	Olly ALLEN	Ford Fiesta	23	21:37.803	49.184	6.878	86.12	52.394	6
7	30	2	Simon GENT	Ford Ka	23	21:38.014	49.395	0.211	86.11	53.705	6
8	6	3	Andy ROBINSON	Ford XR2	23	21:42.790	54.171	4.776	85.79	54.146	7
9	34	3	Matt EDWARDS	Ford Escort Mk 2	22	21:01.699	1 lap	1 lap	84.74	53.816	9
10	1	E	Chris LESTER	Ford XR2	22	21:37.802	1 lap	36.103	82.38	55.418	3
11	91	2	Steven BARDEN	Ford Escort	22	21:39.394	1 lap	1.592	82.28	55.761	8
12	58	3	Steven HORNER	Ford Fiesta XR2	22	21:49.091	1 lap	9.697	81.67	55.833	3
13	93	F	Dean RAYMOND	Vauxhall Astra GTE 16v	21	20:55.367	2 laps	1 lap	81.29	57.545	2
14	57	2	Simon BEAMENT	Ford Escort 1998	21	21:38.481	2 laps	43.114	78.59	58.125	4
15	15	3	James HORNER	Ford Fiesta	21	21:47.122	2 laps	8.641	78.07	58.868	10
16	92	C	Brian STEVENS	BMW	21	21:50.015	2 laps	2.893	77.90	1:00.063	7
17	10	3	Clive ALEXANDER	Ford Fiesta	20	20:50.984	3 laps	1 lap	77.69	58.848	10
18	90	C	Joss RONCHETTI	BMW M3 E30	20	21:33.110	3 laps	42.126	75.16	59.279	5
19	12	3	Demetris NEOPHYTOU	Ford Fiesta MK 1 x/flow	19	21:26.485	4 laps	1 lap	71.77	58.882	2

NOT CLASSIFIED

DNF	42	1	Jeffrey WINDSOR	Ford Sierra RS Cosworth	20	19:38.763	3 laps	0.000	82.45	53.736	5
DNF	70	E	Mark TAYLOR	Rover SDI Vitesse	16	16:29.072	7 laps	4 laps	78.61	57.640	10
DNF	86	1	Stephen MATTHIAS	Ford Escort RS	14	14:17.947	9 laps	2 laps	79.30	54.808	4
DNF	52	F	Jonathan CLARK	Saab 900	14	15:51.378	9 laps	1:33.431	71.51	58.429	8
DNF	48	F	Chris ASTLEY	Rover Metro Gti	13	15:57.846	10 laps	1 lap	65.96	1:05.965	6
DNF	62	D	Tim WATSON	Ford Fiesta	11	10:02.435	12 laps	2 laps	88.73	53.334	5
DNF	31	C	Stuart MACMASTER	Nissan Silvia	11	12:03.165	12 laps	2:00.730	73.92	1:01.093	5
DNF	50	E	Graham LEPLEY	Ford Escort MK 2	10	9:36.633	13 laps	1 lap	84.28	54.766	7
DNF	45	C	Len SIMPSON	Volkswagen Vento	0						

FASTEST LAP

71	B	Andy DAVIES	BMW M3	5	52.141	93.20 mph	150.00 kph
47	A2	Piers GRANGE	Ford Sierra XR8	4	52.314	92.89 mph	149.50 kph
78	3	Olly ALLEN	Ford Fiesta	6	52.394	92.75 mph	149.27 kph
87	1	David MATTHIAS	Ford Sierra Cosworth	5	53.081	91.55 mph	147.34 kph
62	D	Tim WATSON	Ford Fiesta	5	53.334	91.12 mph	146.64 kph
30	2	Simon GENT	Ford Ka	6	53.705	90.49 mph	145.63 kph
50	E	Graham LEPLEY	Ford Escort MK 2	7	54.766	88.74 mph	142.81 kph
93	F	Dean RAYMOND	Vauxhall Astra GTE 16v	2	57.545	84.45 mph	135.91 kph
90	C	Joss RONCHETTI	BMW M3 E30	5	59.279	81.98 mph	131.94 kph

Car No 6 - Excluded from Result - C(d)1(e)

Car No 53 - Excluded from Result - G80(m) - Not responding to flag signals.

Weather / Track : Bright / Dry

These results are provisional until the conclusion of any judicial and technical matters.

Mallory Park

Circuit Length = 1.3500 miles

Start: 15:31 End: 16:07

Clerk of Course :	Timekeeper :
-------------------	--------------

Impressions Classic Thunder Championship inc. Boss

RACE 4 - LAP CHART

Lap 1			Lap 2			Lap 3			Lap 4			Lap 5		
No	Behind	Laptime	No	Behind	Laptime	No	Behind	Laptime	No	Behind	Laptime	No	Behind	Laptime
71		58.625	71		52.255	71		52.552	71		52.400	71		52.141
47	0.563	59.188	47	0.634	52.326	47	0.509	52.427	47	0.423	52.314	47	0.807	52.525
28	1.100	59.725	28	1.241	52.396	28	0.991	52.302	28	1.054	52.463	28	1.171	52.258
62	2.017	1:00.642	62	3.845	54.083	62	5.016	53.723	62	6.492	53.876	31	1 LAP	1:03.459
37	2.762	1:01.387	37	4.821	54.314	37	6.351	54.082	37	7.804	53.853	62	7.685	53.334
34	3.841	1:02.466	34	5.916	54.330	42	7.561	54.042	53	1 LAP	52.702	53	1 LAP	52.308
42	3.842	1:02.467	42	6.071	54.484	53	1 LAP	53.482	42	9.247	54.086	37	9.846	54.183
30	4.135	1:02.760	53	1 LAP	1:57.925	34	9.044	55.680	87	12.067	54.168	42	10.842	53.736
57	4.911	1:03.536	30	8.162	56.282	87	10.299	53.961	34	12.068	55.424	87	13.007	53.081
87	4.911	1:03.536	87	8.890	56.234	30	11.347	55.737	30	13.277	54.330	30	15.757	54.621
52	5.602	1:04.227	78	9.861	56.513	78	12.389	55.080	78	14.247	54.258	34	16.511	56.584
78	5.603	1:04.228	86	1 LAP	2:01.245	86	1 LAP	55.495	86	1 LAP	55.580	78	19.154	57.048
50	7.152	1:05.777	50	11.546	56.649	6	14.686	55.454	6	16.770	54.484	86	1 LAP	54.808
6	8.736	1:07.361	6	11.784	55.303	50	15.943	56.949	50	20.168	56.625	6	19.647	55.018
1	10.508	1:09.133	1	13.898	55.645	1	16.764	55.418	1	21.624	57.260	50	23.528	55.501
93	10.884	1:09.509	93	16.174	57.545	48	1 LAP	1:28.558	58	26.912	56.736	1	25.226	55.743
15	11.752	1:10.377	15	18.806	59.309	93	21.397	57.775	93	28.042	59.045	58	30.802	56.031
91	12.201	1:10.826	58	19.295	57.966	58	22.576	55.833	48	1 LAP	1:06.048	93	33.681	57.780
58	13.584	1:12.209	57	20.196	1:07.540	57	26.387	58.743	57	32.112	58.125	91	37.896	57.787
90	17.181	1:15.806	91	20.611	1:00.665	15	26.664	1:00.410	91	32.250	57.553	57	38.944	58.973
70	17.981	1:16.606	52	20.612	1:07.265	91	27.097	59.038	15	34.498	1:00.234	15	42.908	1:00.551
92	19.190	1:17.815	90	24.234	59.308	90	31.555	59.873	90	39.011	59.856	48	1 LAP	1:07.112
31	25.103	1:23.728	70	24.844	59.118	70	32.839	1:00.547	70	39.438	58.999	90	46.149	59.279
12	25.104	1:23.729	92	27.093	1:00.158	92	34.963	1:00.422	92	42.829	1:00.266	70	46.511	59.214
10	25.938	1:24.563	12	31.731	58.882	52	37.611	1:09.551	52	44.686	59.475	92	50.926	1:00.238
48	33.588	1:32.213	10	35.990	1:02.307	12	39.143	59.964	12	49.666	1:02.923			
			31	36.781	1:03.933	10	43.986	1:00.548	10	51.471	59.885			
						31	45.482	1:01.253						

Impressions Classic Thunder Championship inc. Boss

RACE 4 - LAP CHART

Lap 6			Lap 7			Lap 8			Lap 9			Lap 10		
No	Behind	Laptime	No	Behind	Laptime	No	Behind	Laptime	No	Behind	Laptime	No	Behind	Laptime
71		52.270	71		52.681	71		52.916	71		52.888	71		53.334
47	2.054	53.517	90	1 LAP	1:00.302	47	3.894	53.562	47	3.701	52.695	93	1 LAP	58.543
28	2.525	53.624	70	1 LAP	1:00.376	15	1 LAP	59.156	57	1 LAP	59.731	47	3.534	53.167
12	1 LAP	1:00.911	47	3.248	53.875	28	7.529	54.522	28	7.400	52.759	53	1 LAP	52.693
10	1 LAP	1:00.876	52	2 LAPS	1:58.178	53	1 LAP	53.976	53	1 LAP	51.757	28	8.425	54.359
53	1 LAP	52.029	28	5.923	56.079	90	1 LAP	1:02.593	15	1 LAP	1:00.632	57	1 LAP	1:01.468
62	9.596	54.181	92	1 LAP	1:01.654	70	1 LAP	1:02.295	62	15.251	55.091	62	16.341	54.424
37	11.680	54.104	53	1 LAP	52.108	52	2 LAPS	58.766	37	16.911	55.090	37	18.425	54.848
42	12.871	54.299	48	2 LAPS	1:07.218	62	13.048	54.190	70	1 LAP	59.483	15	1 LAP	1:02.023
31	1 LAP	1:01.093	62	11.774	54.859	37	14.709	54.205	52	2 LAPS	1:00.278	70	1 LAP	57.826
87	14.016	53.279	37	13.420	54.421	92	1 LAP	1:00.063	42	21.206	55.585	52	2 LAPS	58.429
30	17.192	53.705	12	1 LAP	1:00.036	42	18.509	56.287	87	21.694	55.834	42	24.277	56.405
78	19.278	52.394	42	15.138	54.948	87	18.748	56.309	92	1 LAP	1:01.238	87	24.444	56.084
34	19.779	55.538	87	15.355	54.020	12	1 LAP	1:00.260	90	1 LAP	1:05.776	30	26.632	55.642
86	1 LAP	54.840	10	1 LAP	1:01.945	48	2 LAPS	1:05.965	30	24.324	55.655	78	28.392	55.508
6	22.177	54.800	30	19.068	54.557	30	21.557	55.405	34	26.218	53.816	92	1 LAP	1:00.683
50	26.097	54.839	78	21.406	54.809	78	23.220	54.730	78	26.218	55.886	6	31.129	55.600
1	28.564	55.608	31	1 LAP	1:02.074	10	1 LAP	1:00.428	6	28.863	56.336	34	31.789	58.905
58	34.798	56.266	34	22.752	55.654	34	25.290	55.454	12	1 LAP	1:02.160	86	1 LAP	56.031
93	39.359	57.948	6	23.642	54.146	6	25.415	54.689	86	1 LAP	56.503	90	1 LAP	1:04.374
91	41.529	55.903	86	1 LAP	55.008	86	1 LAP	55.760	10	1 LAP	1:01.001	12	1 LAP	1:00.236
57	45.549	58.875	50	28.182	54.766	31	1 LAP	1:02.547	48	2 LAPS	1:07.871	10	1 LAP	59.754
15	50.482	59.844	1	31.534	55.651	50	33.906	58.640	50	39.149	58.131	1	43.951	57.558
			58	39.288	57.171	1	34.985	56.367	1	39.727	57.630	50	44.571	58.756
			93	44.912	58.234	58	44.038	57.666	31	1 LAP	1:02.324	31	1 LAP	1:03.071
			91	45.123	56.275	91	47.968	55.761	58	49.270	58.120	48	2 LAPS	1:08.972
			57	51.894	59.026	93	50.126	58.130	91	51.500	56.420	58	53.248	57.312

Impressions Classic Thunder Championship inc. Boss

RACE 4 - LAP CHART

Lap 11			Lap 12			Lap 13			Lap 14			Lap 15		
No	Behind	Laptime	No	Behind	Laptime	No	Behind	Laptime	No	Behind	Laptime	No	Behind	Laptime
71		53.257	71		54.864	71		55.579	71		55.201	71		54.567
91	1 LAP	57.650	53	1 LAP	54.720	10	2 LAPS	1:06.250	92	2 LAPS	1:03.975	42	1 LAP	59.419
47	3.692	53.415	47	5.881	57.053	1	1 LAP	1:03.082	53	1 LAP	56.404	48	4 LAPS	1:15.299
53	1 LAP	51.727	58	1 LAP	1:02.660	90	2 LAPS	1:09.682	47	7.128	55.962	53	1 LAP	53.914
93	1 LAP	58.822	28	7.886	54.737	53	1 LAP	53.871	28	8.122	56.411	92	2 LAPS	1:02.063
28	8.013	52.845	91	1 LAP	1:01.580	47	6.367	56.065	1	1 LAP	1:02.903	28	8.235	54.680
62	17.116	54.032	93	1 LAP	1:00.648	28	6.912	54.605	10	2 LAPS	1:06.120	47	8.993	56.432
37	20.352	55.184	31	2 LAPS	1:11.347	58	1 LAP	59.117	12	2 LAPS	1:08.437	1	1 LAP	1:00.076
57	1 LAP	1:00.012	48	3 LAPS	1:16.017	91	1 LAP	58.022	58	1 LAP	59.543	10	2 LAPS	1:02.298
15	1 LAP	58.868	37	23.064	57.576	93	1 LAP	59.764	91	1 LAP	59.493	91	1 LAP	1:00.004
70	1 LAP	57.640	57	1 LAP	1:01.548	37	26.565	59.080	90	2 LAPS	1:10.804	58	1 LAP	1:00.656
42	27.674	56.654	87	32.179	58.885	31	2 LAPS	1:08.336	93	1 LAP	59.425	90	2 LAPS	1:06.099
87	28.158	56.971	30	32.875	59.209	57	1 LAP	1:01.226	37	29.036	57.672	12	2 LAPS	1:12.025
30	28.530	55.155	78	34.350	59.303	87	33.443	56.843	87	35.243	57.001	93	1 LAP	1:01.899
78	29.911	54.776	6	35.437	57.254	30	34.006	56.710	30	36.686	57.881	37	31.737	57.268
52	2 LAPS	1:00.873	15	1 LAP	1:04.532	78	35.295	56.524	78	37.766	57.672	87	36.341	55.665
6	33.047	55.175	70	1 LAP	1:04.563	6	36.485	56.627	6	38.330	57.046	30	38.919	56.800
34	34.183	55.651	86	1 LAP	58.537	48	3 LAPS	1:13.437	57	1 LAP	1:02.051	78	39.752	56.553
86	1 LAP	55.377	34	40.752	1:01.433	70	1 LAP	1:00.191	86	1 LAP	58.978	6	40.404	56.641
92	1 LAP	1:00.598	52	2 LAPS	1:03.894	86	1 LAP	58.665	34	46.345	58.508	57	1 LAP	1:00.643
90	1 LAP	1:01.016	92	1 LAP	1:03.978	15	1 LAP	1:02.079	70	1 LAP	1:02.012	34	49.853	58.075
12	1 LAP	59.738	42	48.459	1:15.649	34	43.038	57.865	15	1 LAP	1:02.624	86	1 LAP	1:01.120
10	1 LAP	58.848	12	1 LAP	1:05.765	52	2 LAPS	1:01.531	52	2 LAPS	1:01.839	70	1 LAP	59.422
1	48.670	57.976				42	52.927	1:00.047						

Impressions Classic Thunder Championship inc. Boss

RACE 4 - LAP CHART


Lap 16			Lap 17			Lap 18			Lap 19			Lap 20		
No	Behind	Laptime	No	Behind	Laptime	No	Behind	Laptime	No	Behind	Laptime	No	Behind	Laptime
71		56.199	71		54.743	71		55.845	71		55.299	71		54.766
15	2 LAPS	1:03.405	53	1 LAP	53.518	57	2 LAPS	1:02.534	34	1 LAP	58.161	34	1 LAP	57.867
53	1 LAP	54.787	70	2 LAPS	1:01.028	28	6.459	55.534	90	3 LAPS	1:06.432	28	8.394	55.908
28	7.112	55.076	28	6.770	54.401	12	3 LAPS	1:14.653	28	7.252	56.092	47	11.791	54.527
42	1 LAP	1:01.421	15	2 LAPS	1:03.324	47	12.015	56.401	47	12.030	55.314	90	3 LAPS	1:06.225
47	9.275	56.481	47	11.459	56.927	70	2 LAPS	1:09.752	57	2 LAPS	1:07.393	57	2 LAPS	1:05.487
52	3 LAPS	1:09.101	42	1 LAP	1:00.583	42	1 LAP	59.434	42	1 LAP	1:00.880	42	1 LAP	59.390
92	2 LAPS	1:02.538	92	2 LAPS	1:03.848	15	2 LAPS	1:03.778	15	2 LAPS	1:03.450	15	2 LAPS	1:04.064
1	1 LAP	1:01.008	1	1 LAP	1:00.399	1	1 LAP	59.451	12	3 LAPS	1:16.206	1	1 LAP	59.289
48	4 LAPS	1:13.838	91	1 LAP	58.729	91	1 LAP	58.753	1	1 LAP	59.491	37	38.181	55.683
10	2 LAPS	1:00.441	58	1 LAP	1:00.684	92	2 LAPS	1:03.430	91	1 LAP	58.437	91	1 LAP	59.644
91	1 LAP	58.288	10	2 LAPS	1:02.615	58	1 LAP	59.002	92	2 LAPS	1:01.450	87	40.053	56.780
58	1 LAP	59.173	52	3 LAPS	1:17.971	10	2 LAPS	1:00.340	37	37.264	55.330	92	2 LAPS	1:01.002
93	1 LAP	59.816	37	36.350	56.838	37	37.233	56.728	87	38.039	55.666	58	1 LAP	59.693
37	34.255	58.717	87	37.293	55.407	87	37.672	56.224	58	1 LAP	1:01.572	78	45.169	57.089
87	36.629	56.487	93	1 LAP	1:00.761	78	42.601	56.391	10	2 LAPS	1:01.485	30	47.752	55.964
90	2 LAPS	1:06.059	48	4 LAPS	1:15.298	93	1 LAP	59.725	78	42.846	55.544	6	49.080	56.967
78	40.513	56.960	78	42.055	56.285	6	44.765	56.373	93	1 LAP	58.800	10	2 LAPS	1:01.765
30	40.514	57.794	6	44.237	56.660	30	45.127	56.285	30	46.554	56.726	12	3 LAPS	1:12.265
6	42.320	58.115	30	44.687	58.916	53	53.172	54.081	6	46.879	57.413	93	1 LAP	59.694
12	2 LAPS	1:14.165	90	2 LAPS	1:04.415				53	52.365	54.492	53	52.243	54.644
34	51.424	57.770	34	54.033	57.352									
57	1 LAP	1:02.439	53	54.936	53.487									

**Impressions Classic Thunder Championship inc. Boss
RACE 4 - LAP CHART**

Lap 21			Lap 22			Lap 23		
No	Behind	Laptime	No	Behind	Laptime	No	Behind	Laptime
71		55.514	71		55.384	71		55.339
34	1 LAP	58.591	93	2 LAPS	1:01.579	10	3 LAPS	59.918
28	7.559	54.679	28	7.145	54.970	93	2 LAPS	59.925
47	11.499	55.222	34	1 LAP	58.287	28	7.002	55.196
90	3 LAPS	1:04.848	47	11.251	55.136	47	10.728	54.816
57	2 LAPS	1:04.934	12	4 LAPS	1:16.838	34	1 LAP	58.288
37	39.328	56.661	90	3 LAPS	1:04.209	12	4 LAPS	1:17.292
42	1 LAP	1:08.947	37	40.190	56.246	37	40.586	55.735
1	1 LAP	59.381	87	41.759	54.958	87	42.306	55.886
87	42.185	57.646	57	2 LAPS	1:02.673	90	3 LAPS	1:06.154
91	1 LAP	59.254	1	1 LAP	59.411	1	1 LAP	59.322
15	2 LAPS	1:03.364	91	1 LAP	59.349	78	49.184	56.962
78	46.144	56.489	78	47.561	56.801	30	49.395	56.722
30	48.023	55.785	30	48.012	55.373	57	2 LAPS	1:01.524
92	2 LAPS	1:00.751	15	2 LAPS	1:01.366	91	1 LAP	59.963
58	1 LAP	59.535	6	52.352	57.180	53	52.205	54.858
6	50.556	56.990	53	52.686	56.365	6	54.171	57.158
53	51.705	54.976	58	1 LAP	59.930	15	2 LAPS	1:03.732
10	2 LAPS	59.597	92	2 LAPS	1:02.369	58	1 LAP	1:02.216
						92	2 LAPS	1:01.476

BARC Classic Clubmans Championship

RACE 5 - GRID

ROW 9	54.189 69 Alan DAVENPORT	58.484 40 Dave FACER
ROW 8	52.273 49 Jeremy BANKS	52.470 42 Morris HART
ROW 7	51.935 41 Martin GODDARD	52.067 43 Royston BING
ROW 6	51.175 52 Spencer McCARTHY	51.625 67 Paul MARSHALL
ROW 5	50.586 1 Mark CHARTERIS	50.970 44 Ian MITCHELL
ROW 4	49.608 50 Clive WOOD	50.010 54 Paul WEBB
ROW 3	47.936 11 David CHILDS	48.919 14 Giancarlo GOFASTIO
ROW 2	46.498 12 Malcom JACKSON	47.836 3 Mike HICKSON
ROW 1	45.702 17 Peter HARPER	46.153 18 S CHAPLIN
Pole		
		

Mallory Park
Circuit Length = 1.3500 miles

These results are provisional until the conclusion of any judicial and technical matters.

Clerk of Course :

Timekeeper :

BARC Classic Clubmans Championship

RACE 5 - CLASSIFICATION

POS	NO	CL	NAME	ENTRY	LAPS	TIME	GAP	DIFF	MPH	BEST	ON
1	17	A	Peter HARPER	Connaught U2 MK 20B/21	15	11:56.142			101.79	46.363	4
2	12	A	Malcom JACKSON	Mallock MK 20B	15	12:00.495	4.353	4.353	101.17	46.464	4
3	3	A	Mike HICKSON	Mallock MK 20B	15	12:27.318	31.176	26.823	97.54	48.357	2
4	14	A	Giancarlo GOFASTIO	Phantom P79	15	12:39.548	43.406	12.230	95.97	49.708	5
5	54	B	Paul WEBB	Mallock MK 16B	14	12:03.964	1 lap	1 lap	93.98	50.831	11
6	52	B	Spencer McCARTHY	Mallock MK 20B	14	12:08.852	1 lap	4.888	93.35	51.153	8
7	40	B	Dave FACER	Mallock MK 18BW	14	12:12.360	1 lap	3.508	92.90	50.256	12
8	1	B	Mark CHARTERIS	Centaur 14B	14	12:12.828	1 lap	0.468	92.84	50.643	14
9	44	A	Ian MITCHELL	CTG M8	14	12:26.149	1 lap	13.321	91.18	51.266	6
10	67	B	Paul MARSHALL	Mallock MK 18B	14	12:31.184	1 lap	5.035	90.57	52.075	7
11	49	B	Jeremy BANKS	Mallock MK 20	14	12:35.065	1 lap	3.881	90.11	52.148	7
12	43	B	Royston BING	Mallock MK 20	14	12:47.692	1 lap	12.627	88.62	53.104	14
NOT CLASSIFIED											
DNF	50	B	Clive WOOD	Mallock MK 20	10	8:45.944	5 laps	4 laps	92.40	51.011	8
DNF	18	A	S CHAPLIN	Phantom 1700	9	7:09.237	6 laps	1 lap	101.90	46.121	5
DNF	41	A	Martin GODDARD	Mallock MK 18	9	8:08.564	6 laps	59.327	89.52	51.256	8
DNF	69	B	Alan DAVENPORT	Mallock MK 18	4	5:12.253	11 laps	5 laps	62.25	58.882	2
FASTEST LAP											
	18	A	S CHAPLIN	Phantom 1700	5	46.121		105.37 mph		169.58 kph	
	40	B	Dave FACER	Mallock MK 18BW	12	50.256		96.70 mph		155.63 kph	

Weather / Track : Bright / Dry

These results are provisional until the conclusion of any judicial and technical matters.

Mallory Park
Circuit Length = 1.3500 miles
Start: 16:12 End: 16:25

Clerk of Course :

Timekeeper :

BARC Classic Clubmans Championship

RACE 5 - LAP CHART

Lap 1			Lap 2			Lap 3			Lap 4			Lap 5		
No	Behind	Laptime	No	Behind	Laptime	No	Behind	Laptime	No	Behind	Laptime	No	Behind	Laptime
17		52.848	17		47.880	17		47.473	17		46.363	17		46.937
12	1.810	54.658	12	1.570	47.640	12	1.384	47.287	12	1.485	46.464	12	1.180	46.632
3	2.152	55.000	18	2.627	48.112	18	2.433	47.279	18	2.376	46.306	18	1.560	46.121
18	2.395	55.243	3	2.629	48.357	3	4.376	49.220	3	7.983	49.970	3	10.444	49.398
14	3.019	55.867	14	4.962	49.823	14	7.874	50.385	14	11.354	49.843	14	14.125	49.708
50	5.071	57.919	50	8.761	51.570	50	12.659	51.371	50	17.533	51.237	54	22.681	51.275
1	5.989	58.837	54	9.997	51.758	54	13.602	51.078	54	18.343	51.104	50	22.868	52.272
54	6.119	58.967	1	10.316	52.207	1	14.332	51.489	1	19.046	51.077	1	23.016	50.907
52	7.057	59.905	52	11.278	52.101	52	15.618	51.813	52	20.423	51.168	52	24.762	51.276
41	9.047	1:01.895	41	14.844	53.677	41	19.604	52.233	41	25.372	52.131	41	30.391	51.956
44	9.048	1:01.896	44	14.845	53.677	44	21.295	53.923	44	26.739	51.807	44	31.270	51.468
67	11.275	1:04.123	67	17.417	54.022	67	22.636	52.692	40	28.124	51.654	40	32.346	51.159
49	11.729	1:04.577	40	17.537	53.198	40	22.833	52.769	67	28.786	52.513	67	34.395	52.546
40	12.219	1:05.067	49	18.508	54.659	49	23.398	52.363	49	30.010	52.975	49	35.681	52.608
43	13.277	1:06.125	43	19.985	54.588	43	26.203	53.691	43	33.682	53.842	43	40.554	53.809
69	15.840	1:08.688	69	26.842	58.882	69	42.978	1:03.609						

BARC Classic Clubmans Championship

RACE 5 - LAP CHART

Lap 6			Lap 7			Lap 8			Lap 9			Lap 10		
No	Behind	Laptime	No	Behind	Laptime	No	Behind	Laptime	No	Behind	Laptime	No	Behind	Laptime
17		47.082	17		47.157	17		46.515	17		46.625	17		46.811
18	1.419	46.941	43	1 LAP	54.201	18	0.693	46.538	18	0.357	46.289	40	1 LAP	52.101
12	1.562	47.464	18	0.670	46.408	12	3.107	47.402	67	1 LAP	52.107	12	6.049	48.940
3	13.383	50.021	12	2.220	47.815	43	1 LAP	54.754	12	3.920	47.438	44	1 LAP	56.722
14	17.150	50.107	3	16.131	49.905	3	19.108	49.492	49	1 LAP	53.886	67	1 LAP	53.468
69	2 LAPS	2:01.074	14	19.856	49.863	14	23.158	49.817	43	1 LAP	54.166	41	1 LAP	1:02.126
54	26.636	51.037	54	30.354	50.875	54	34.980	51.141	3	22.221	49.738	49	1 LAP	53.236
50	27.693	51.907	50	32.017	51.481	50	36.513	51.011	14	26.359	49.826	3	24.311	48.901
1	27.717	51.783	1	32.465	51.905	1	36.866	50.916	54	39.469	51.114	43	1 LAP	55.057
52	29.154	51.474	52	33.236	51.239	52	37.874	51.153	50	41.440	51.552	14	31.200	51.652
41	34.944	51.635	41	39.442	51.655	41	44.183	51.256	1	41.629	51.388	54	43.533	50.875
44	35.454	51.266	44	40.019	51.722	44	44.908	51.404	52	42.678	51.429	52	47.356	51.489
40	35.890	50.626	40	40.697	51.964	40	45.306	51.124						
67	39.785	52.472	67	44.703	52.075									
49	41.104	52.505	49	46.095	52.148									


BARC Classic Clubmans Championship

RACE 5 - LAP CHART

Lap 11			Lap 12			Lap 13			Lap 14			Lap 15		
No	Behind	Laptime	No	Behind	Laptime	No	Behind	Laptime	No	Behind	Laptime	No	Behind	Laptime
17		47.747	17		47.801	17		47.771	17		47.712	17		49.420
50	1 LAP	55.624	52	1 LAP	51.503	54	1 LAP	51.158	54	1 LAP	51.034	12	4.353	47.522
1	1 LAP	57.958	12	6.356	47.655	12	6.449	47.864	12	6.251	47.514	54	1 LAP	51.717
12	6.502	48.200	1	1 LAP	51.299	52	1 LAP	51.275	52	1 LAP	51.461	52	1 LAP	51.566
40	1 LAP	50.481	40	1 LAP	50.617	1	1 LAP	50.972	40	1 LAP	50.704	40	1 LAP	50.640
44	1 LAP	54.336	44	1 LAP	51.454	40	1 LAP	50.256	1	1 LAP	51.447	1	1 LAP	50.643
67	1 LAP	52.735	67	1 LAP	52.755	44	1 LAP	52.202	44	1 LAP	51.807	44	1 LAP	52.465
49	1 LAP	54.244	49	1 LAP	53.308	67	1 LAP	52.725	67	1 LAP	52.902	3	31.176	49.683
3	26.387	49.823	3	27.857	49.271	3	29.349	49.263	3	30.913	49.276	67	1 LAP	54.049
43	1 LAP	53.843	43	1 LAP	53.105	49	1 LAP	52.608	49	1 LAP	52.693	49	1 LAP	53.255
14	34.585	51.132	14	37.153	50.369	14	39.538	50.156	14	42.144	50.318	14	43.406	50.682
54	46.617	50.831				43	1 LAP	53.935	43	1 LAP	53.472	43	1 LAP	53.104

Track & Race Cars Pre '93 Touring Car Championship

RACE 6 - GRID

ROW 11	140	Lewis GENT			
ROW 10		43	Graham STEPHENS	121	Alan WILLETT
ROW 9	89	Ashley EDWARDS	67	Robert TAYLOR	
ROW 8		2	Brian LONG	13	Tim MIZEN
ROW 7	39	Phil WALLER	48	Chris ASTLEY	
ROW 6		92	Daniel SMOUGHTON	77	Stephen YATES
ROW 5	72	Andy JOHNSON	90	Glynn ALLEN	
ROW 4		21	Ryan GORMAN	93	Dean RAYMOND
ROW 3	38	Roger BOWMAN	4	Tim SCOTT ANDREWS	
ROW 2		40	Steve MOORE	20	Terry GILBERT
ROW 1	11	Roger STANFORD	82	Craig JAMIESON	
Pole					
					

Mallory Park
Circuit Length = 1.3500 miles

These results are provisional until the conclusion of any judicial and technical matters.

Clerk of Course :		Timekeeper :
-------------------	--	--------------

Track & Race Cars Pre '93 Touring Car Championship

RACE 6 - CLASSIFICATION - AMENDED

POS	NO	CL	NAME	ENTRY	LAPS	TIME	GAP	DIFF	MPH	BEST	ON
1	82	B	Craig JAMIESON	Ford Sierra RS Cosworth	15	13:33.631			89.59	52.910	3
2	11	C	Roger STANFORD	BMW M3	15	13:35.001	1.370	1.370	89.44	53.395	4
3	40	B	Steve MOORE	Saab 9000 Turbo	15	14:02.554	28.923	27.553	86.52	53.903	3
4	38	B	Roger BOWMAN	Jaguar XJS	15	14:11.114	37.483	8.560	85.65	55.294	2
5	20	B	Terry GILBERT	Mitsubishi Starion	15	14:11.943	38.312	0.829	85.56	55.105	2
6	4	B	Tim SCOTT ANDREWS	Rover Vitesse	15	14:13.601	39.970	1.658	85.40	55.447	7
7	21	D	Ryan GORMAN	BMW E30	15	14:17.511	43.880	3.910	85.01	55.675	7
8	93	D	Dean RAYMOND	Vauxhall Astra GTE16v	15	14:30.950	57.319	13.439	83.70	57.029	5
9	13	CL4f	Tim MIZEN	Ford Fiesta XR2i	14	13:42.971	1 lap	1 lap	82.67	48.947	8
10	2	CL4f	Brian LONG	Ford Fiesta XR2	14	13:43.209	1 lap	0.238	82.65	57.221	13
11	39	D	Phil WALLER	Hillman Avenger GT	14	14:07.352	1 lap	24.143	80.29	58.796	13
12	90	C	Glynn ALLEN	BMW M3 E30	14	14:07.661	1 lap	0.309	80.26	58.715	13
13	89	E	Ashley EDWARDS		14	14:08.654	1 lap	0.993	80.17	58.530	14
14	140	CL4f	Lewis GENT	Ford Fiesta XR2i	14	14:13.123	1 lap	4.469	79.75	59.119	12
15	92	G	Daniel SMOUGHTON	BMW E30 320i	14	14:20.341	1 lap	7.218	79.08	59.222	14
16	67	CL4f	Robert TAYLOR	Ford Fiesta	14	14:27.451	1 lap	7.110	78.43	59.586	4
17	77	E	Stephen YATES	Ford Escort Mk3	13	14:37.731	2 laps	1 lap	71.98	1:04.199	12

NOT CLASSIFIED

DNF	72	D	Andy JOHNSON	BMW 325	1	1:06.944	14 laps	12 laps	72.59	1:06.944	1
DNF	121	CL4f	Alan WILLETT	Ford Fiesta	0						

FASTEST LAP

13	CL4f	Tim MIZEN	Ford Fiesta XR2i	8	48.947	99.29 mph	159.79 kph
82	B	Craig JAMIESON	Ford Sierra RS Cosworth	3	52.910	91.85 mph	147.82 kph
11	C	Roger STANFORD	BMW M3	4	53.395	91.01 mph	146.48 kph
21	D	Ryan GORMAN	BMW E30	7	55.675	87.29 mph	140.48 kph
89	E	Ashley EDWARDS		14	58.530	83.03 mph	133.62 kph
92	G	Daniel SMOUGHTON	BMW E30 320i	14	59.222	82.06 mph	132.06 kph

Car No 43 took first start.

Mallory Park
Circuit Length = 1.3500 miles
Start: 17:19 End: 17:38

These results are provisional until the conclusion of any judicial and technical matters.

Clerk of Course :		Timekeeper :	
-------------------	--	--------------	--

Track & Race Cars Pre '93 Touring Car Championship

RACE 6 - LAP CHART

Lap 1			Lap 2			Lap 3			Lap 4			Lap 5		
No	Behind	Laptime	No	Behind	Laptime	No	Behind	Laptime	No	Behind	Laptime	No	Behind	Laptime
11		59.605	11		53.591	11		53.401	11		53.395	11		53.627
40	0.681	1:00.286	82	1.523	54.137	82	1.032	52.910	82	0.790	53.153	82	0.361	53.198
82	0.977	1:00.582	40	2.467	55.377	40	2.969	53.903	40	3.973	54.399	40	4.988	54.642
20	3.002	1:02.607	20	4.516	55.105	20	6.571	55.456	20	9.270	56.094	77	1 LAP	1:05.740
38	3.675	1:03.280	38	5.378	55.294	38	7.590	55.613	38	9.791	55.596	20	12.114	56.471
93	5.480	1:05.085	21	8.448	56.383	21	11.059	56.012	21	13.978	56.314	38	12.410	56.246
21	5.656	1:05.261	93	9.145	57.256	4	12.321	56.272	4	14.937	56.011	21	16.189	55.838
4	6.733	1:06.338	4	9.450	56.308	93	13.495	57.751	93	17.220	57.120	4	17.102	55.792
72	7.339	1:06.944	13	13.366	58.233	13	18.412	58.447	13	23.756	58.739	93	20.622	57.029
13	8.724	1:08.329	90	16.795	1:00.970	2	22.786	58.696	2	27.160	57.769	13	28.289	58.160
90	9.416	1:09.021	2	17.491	59.700	39	24.913	1:00.474	39	31.480	59.962	2	31.270	57.737
39	11.207	1:10.812	39	17.840	1:00.224	90	26.217	1:02.823	90	33.469	1:00.647	39	37.831	59.978
92	11.226	1:10.831	89	19.050	1:00.363	89	27.017	1:01.368	89	34.223	1:00.601	90	39.238	59.396
2	11.382	1:10.987	92	19.737	1:02.102	92	27.653	1:01.317	92	35.063	1:00.805	89	40.254	59.658
89	12.278	1:11.883	140	21.151	1:01.415	140	28.546	1:00.796	140	35.507	1:00.356	92	41.289	59.853
140	13.327	1:12.932	67	32.823	1:00.802	67	39.541	1:00.119	67	45.732	59.586	140	41.418	59.538
67	25.612	1:25.217	77	40.805	1:05.898	77	52.754	1:05.350				67	52.003	59.898
77	28.498	1:28.103												

Car No 43 took first start.

Mallory Park
Circuit Length = 1.3500 miles
Start: 17:19 End: 17:38

Track & Race Cars Pre '93 Touring Car Championship

RACE 6 - LAP CHART

Lap 6			Lap 7			Lap 8			Lap 9			Lap 10		
No	Behind	Laptime	No	Behind	Laptime	No	Behind	Laptime	No	Behind	Laptime	No	Behind	Laptime
11		53.592	11		53.812	11		54.230	11		54.246	11		53.756
82	0.659	53.890	82	0.396	53.549	82	0.289	54.123	39	1 LAP	59.846	82	1.261	53.462
40	5.562	54.166	67	1 LAP	59.587	92	1 LAP	1:01.794	82	1.555	55.512	77	2 LAPS	1:06.548
20	15.117	56.595	40	6.301	54.551	40	6.805	54.734	89	1 LAP	1:00.469	39	1 LAP	58.816
38	15.631	56.813	20	17.015	55.710	67	1 LAP	1:00.520	90	1 LAP	1:00.531	90	1 LAP	59.550
21	18.930	56.333	38	17.975	56.156	20	19.010	56.225	140	1 LAP	1:00.474	89	1 LAP	1:00.038
4	19.960	56.450	21	20.793	55.675	38	19.490	55.745	92	1 LAP	1:00.405	140	1 LAP	59.222
93	24.406	57.376	4	21.595	55.447	21	22.571	56.008	40	8.831	56.272	40	12.166	57.091
77	1 LAP	1:07.054	93	28.572	57.978	4	22.876	55.511	67	1 LAP	59.618	92	1 LAP	1:01.354
13	33.251	58.554	77	1 LAP	1:05.444	93	31.876	57.534	20	20.774	56.010	38	23.099	55.906
2	35.238	57.560	13	37.226	57.787	13	31.943	48.947	38	20.949	55.705	67	1 LAP	1:01.322
39	44.066	59.827	2	38.833	57.407	2	41.988	57.385	4	25.439	56.809	20	24.709	57.691
90	45.156	59.510	39	50.169	59.915	77	1 LAP	1:05.716	21	26.230	57.905	4	28.058	56.375
89	46.060	59.398	90	51.647	1:00.303				93	35.328	57.698	21	29.155	56.681
140	47.769	59.943	89	51.665	59.417				13	45.233	1:07.536	93	38.885	57.313
92	48.286	1:00.589	140	53.253	59.296				2	45.393	57.651	13	48.977	57.500
												2	49.381	57.744

Car No 43 took first start.

Mallory Park
Circuit Length = 1.3500 miles
Start: 17:19 End: 17:38

Track & Race Cars Pre '93 Touring Car Championship

RACE 6 - LAP CHART


Lap 11			Lap 12			Lap 13			Lap 14			Lap 15		
No	Behind	Laptime	No	Behind	Laptime	No	Behind	Laptime	No	Behind	Laptime	No	Behind	Laptime
11		53.975	11		54.346	82		54.199	82		53.430	82		54.098
82	0.330	53.044	82	0.328	54.344	11	0.239	54.766	11	1.542	54.733	11	1.370	53.926
39	1 LAP	59.578	39	1 LAP	1:00.164	13	1 LAP	58.276	13	1 LAP	57.598	13	1 LAP	57.538
90	1 LAP	59.220	40	1 LAP	1:54.318	2	1 LAP	58.058	2	1 LAP	57.221	2	1 LAP	57.533
89	1 LAP	59.983	90	1 LAP	59.103	40	1 LAP	56.374	40	1 LAP	56.890	40	1 LAP	59.551
77	2 LAPS	1:04.582	89	1 LAP	59.102	39	1 LAP	59.946	39	1 LAP	58.796	39	1 LAP	59.014
140	1 LAP	1:01.118	140	1 LAP	59.397	90	1 LAP	58.943	90	1 LAP	58.715	90	1 LAP	58.929
92	1 LAP	1:00.306	92	1 LAP	59.923	89	1 LAP	58.872	89	1 LAP	58.972	89	1 LAP	58.530
38	25.282	56.158	77	2 LAPS	1:05.004	140	1 LAP	59.119	140	1 LAP	59.184	38	37.483	56.755
20	27.346	56.612	38	28.047	57.111	38	31.392	57.872	38	34.826	56.864	20	38.312	56.827
67	1 LAP	1:00.315	20	29.437	56.437	20	32.213	57.303	20	35.583	56.800	140	1 LAP	1:00.333
4	30.167	56.084	4	32.500	56.679	4	34.691	56.718	4	37.646	56.385	4	39.970	56.422
21	31.877	56.697	21	34.349	56.818	92	1 LAP	1:01.553	21	40.808	57.532	21	43.880	57.170
93	42.090	57.180	67	1 LAP	1:01.264	21	36.706	56.884	92	1 LAP	1:00.287	92	1 LAP	59.222
13	52.329	57.327	93	46.120	58.376	67	1 LAP	59.776	67	1 LAP	59.749	67	1 LAP	59.678
2	53.167	57.761				77	2 LAPS	1:08.784	77	2 LAPS	1:04.199	93	57.319	58.025
						93	49.138	57.545	93	53.392	57.684	77	2 LAPS	1:05.309

Car No 43 took first start.

Mallory Park
 Circuit Length = 1.3500 miles
 Start: 17:19 End: 17:38

Autoglym Post Historic Touring Car Championship

RACE 8 - GRID

ROW 10		1:09.203 68 Keith WRIGHT	
ROW 9	1:00.166 39 Phil WALLER		1:00.697 69 Mark AISTRUP
ROW 8		59.600 56 Bob KETT	59.956 12 Tony CRATES
ROW 7	59.271 92 Daniel SMOUGHTON		59.359 57 David HALL
ROW 6		58.394 50 Peter HOLTON	58.843 3 James CHRISTIE
ROW 5	57.862 21 John WRIGHT		58.319 20 Keith CALVER
ROW 4		57.696 26 Allan WEYMAN	57.833 22 William JENKINS
ROW 3	57.035 14 Tony CRUDGINGTON		57.607 38 Roger BOWMAN
ROW 2		56.156 2 Jason CHRISTIE	56.831 49 Mark OSBORNE
ROW 1	54.963 55 David HOWARD		55.489 1 Stephen PRIMETT
Pole			
			

Mallory Park
Circuit Length = 1.3500 miles

These results are provisional until the conclusion of any judicial and technical matters.

Clerk of Course :		Timekeeper :
-------------------	--	--------------

Autoglym Post Historic Touring Car Championship

RACE 8 - CLASSIFICATION

POS	NO	CL	NAME	ENTRY	LAPS	TIME	GAP	DIFF	MPH	BEST	ON
1	55	A	David HOWARD	Jaguar XJ12	20	18:48.288			86.14	55.152	6
2	1	C	Stephen PRIMETT	Ford Escort	20	18:51.004	2.716	2.716	85.94	55.480	6
3	2	C	Jason CHRISTIE	Ford Escort RS2000	20	18:56.513	8.225	5.509	85.52	55.861	7
4	49	C	Mark OSBORNE	Mitsubishi Starion	20	19:21.670	33.382	25.157	83.67	57.217	6
5	21	C	John WRIGHT	Ford Escort RS	20	19:23.043	34.755	1.373	83.57	57.207	18
6	26	A	Allan WEYMAN	Chevrolet Camaro Z/28	20	19:41.564	53.276	18.521	82.26	57.755	17
7	22	B	William JENKINS	BMW 3.0 CSL	20	19:41.938	53.650	0.374	82.23	57.315	10
8	14	C	Tony CRUDGINGTON	Triumph Dolomite	20	19:47.156	58.868	5.218	81.87	57.251	14
9	3	D	James CHRISTIE	Hillman Avenger	19	18:49.171	1 lap	1 lap	81.77	58.284	9
10	20	E	Keith CALVER	Morris Mini 1275GT	19	18:57.986	1 lap	8.815	81.14	58.280	5
11	39	D	Phil WALLER	Hillman Avenger GT	19	19:00.855	1 lap	2.869	80.93	58.331	3
12	12	D	Tony CRATES	Ford Cortina Lotus Mk 2	19	19:01.154	1 lap	0.299	80.91	58.401	11
13	50	B	Peter HOLTON	Rover P6 3500	19	19:02.143	1 lap	0.989	80.84	58.881	19
14	57	C	David HALL	Ford Cortina	19	19:15.133	1 lap	12.990	79.93	59.027	15
15	56	C	Bob KETT	Triumph Dolomite Sprint	19	19:56.366	1 lap	41.233	77.18	1:00.774	15
16	33	E	Tony MURRAY	Lancia Fulvia	18	19:29.153	2 laps	1 lap	74.82	1:02.484	18
17	68	F	Keith WRIGHT	Morris Minor	16	19:44.426	4 laps	2 laps	65.65	1:10.925	3

FASTEST LAP

55	A	David HOWARD	Jaguar XJ12	6	55.152	88.11 mph	141.81 kph
1	C	Stephen PRIMETT	Ford Escort	6	55.480	87.59 mph	140.97 kph
22	B	William JENKINS	BMW 3.0 CSL	10	57.315	84.79 mph	136.46 kph
20	E	Keith CALVER	Morris Mini 1275GT	5	58.280	83.38 mph	134.20 kph
3	D	James CHRISTIE	Hillman Avenger	9	58.284	83.38 mph	134.19 kph
68	F	Keith WRIGHT	Morris Minor	3	1:10.925	68.52 mph	110.27 kph

Weather / Track : Bright / Dry

These results are provisional until the conclusion of any judicial and technical matters.

Mallory Park
Circuit Length = 1.3500 miles
Start: 17:41 End: 18:03

Clerk of Course :

Timekeeper :

Autoglym Post Historic Touring Car Championship

RACE 8 - LAP CHART

Lap 1			Lap 2			Lap 3			Lap 4			Lap 5		
No	Behind	Laptime	No	Behind	Laptime	No	Behind	Laptime	No	Behind	Laptime	No	Behind	Laptime
55		1:01.964	55		56.200	55		55.665	55		56.129	55		56.260
2	0.478	1:02.442	2	0.917	56.639	2	1.808	56.556	1	2.106	56.128	1	1.478	55.632
1	0.719	1:02.683	1	1.048	56.529	1	2.107	56.724	2	2.445	56.766	2	2.118	55.933
49	1.529	1:03.493	49	2.797	57.468	49	4.757	57.625	49	6.560	57.932	49	8.155	57.855
21	2.319	1:04.283	21	4.095	57.976	21	6.408	57.978	21	7.757	57.478	21	9.472	57.975
14	2.605	1:04.569	14	4.792	58.387	14	7.359	58.232	14	9.504	58.274	68	1 LAP	1:15.666
50	4.844	1:06.808	50	8.325	59.681	50	11.595	58.935	50	14.496	59.030	14	11.879	58.635
22	5.150	1:07.114	22	8.786	59.836	22	12.029	58.908	22	14.833	58.933	50	17.980	59.744
3	6.278	1:08.242	3	9.755	59.677	3	13.152	59.062	3	15.359	58.336	3	18.309	59.210
26	6.844	1:08.808	26	10.003	59.359	26	13.668	59.330	26	16.281	58.742	22	18.854	1:00.281
20	7.961	1:09.925	39	12.061	59.794	39	14.727	58.331	39	17.734	59.136	26	19.168	59.147
12	7.962	1:09.926	20	12.913	1:01.152	20	16.034	58.786	20	18.920	59.015	39	20.009	58.535
39	8.467	1:10.431	12	13.864	1:02.102	12	18.203	1:00.004	12	21.831	59.757	20	20.940	58.280
56	9.056	1:11.020	56	14.685	1:01.829	56	20.109	1:01.089	56	25.168	1:01.188	12	24.882	59.311
57	10.314	1:12.278	57	15.880	1:01.766	57	21.212	1:00.997	57	25.623	1:00.540	56	30.001	1:01.093
33	12.424	1:14.388	33	20.719	1:04.495	33	29.402	1:04.348	33	37.081	1:03.808	57	30.114	1:00.751
68	16.789	1:18.753	68	31.567	1:10.978	68	46.827	1:10.925				33	46.568	1:05.747

Autoglym Post Historic Touring Car Championship

RACE 8 - LAP CHART

Lap 6			Lap 7			Lap 8			Lap 9			Lap 10		
No	Behind	Laptime	No	Behind	Laptime	No	Behind	Laptime	No	Behind	Laptime	No	Behind	Laptime
55		55.152	55		55.653	55		55.299	55		56.001	55		56.178
1	1.806	55.480	33	1 LAP	1:04.731	1	2.584	55.850	1	2.468	55.885	56	1 LAP	1:03.221
2	3.170	56.204	1	2.033	55.880	2	5.299	57.220	2	5.513	56.215	1	2.751	56.461
49	10.220	57.217	2	3.378	55.861	33	1 LAP	1:05.012	68	2 LAPS	1:14.877	2	5.250	55.915
21	12.189	57.869	49	12.139	57.572	49	14.671	57.831	49	16.482	57.812	49	18.127	57.823
14	15.043	58.316	21	14.467	57.931	21	17.271	58.103	33	1 LAP	1:04.738	21	21.618	58.478
3	22.237	59.080	14	18.078	58.688	14	20.989	58.210	21	19.318	58.048	14	25.185	58.412
26	23.421	59.405	3	25.165	58.581	26	28.226	57.913	14	22.951	57.963	33	1 LAP	1:05.011
50	23.422	1:00.594	26	25.612	57.844	3	29.124	59.258	26	30.584	58.359	68	2 LAPS	1:14.782
39	24.221	59.364	39	27.623	59.055	39	31.523	59.199	3	31.407	58.284	26	32.197	57.791
22	24.443	1:00.741	50	28.208	1:00.439	22	32.076	59.075	22	33.712	57.637	3	33.585	58.356
20	24.909	59.121	22	28.300	59.510	50	33.133	1:00.224	39	35.490	59.968	22	34.849	57.315
12	29.238	59.508	20	28.583	59.327	20	33.437	1:00.153	50	36.608	59.476	39	38.809	59.497
68	1 LAP	1:16.229	12	32.735	59.150	12	36.190	58.754	20	36.881	59.445	50	39.959	59.529
57	34.804	59.842	57	39.830	1:00.679	57	44.525	59.994	12	39.685	59.496	20	40.385	59.682
56	37.197	1:02.348	56	43.800	1:02.256	56	51.385	1:02.884	57	48.069	59.545	12	42.219	58.712
			68	1 LAP	1:13.828							57	51.864	59.973

Autoglym Post Historic Touring Car Championship

RACE 8 - LAP CHART

Lap 11			Lap 12			Lap 13			Lap 14			Lap 15		
No	Behind	Laptime	No	Behind	Laptime	No	Behind	Laptime	No	Behind	Laptime	No	Behind	Laptime
55		55.457	55		56.120	55		55.877	55		56.457	55		56.084
1	3.492	56.198	57	1 LAP	1:00.328	1	3.837	56.272	33	2 LAPS	1:04.459	1	3.496	56.101
2	6.346	56.553	1	3.442	56.070	57	1 LAP	1:01.925	1	3.479	56.099	33	2 LAPS	1:03.633
56	1 LAP	1:02.697	2	6.600	56.374	2	7.797	57.074	2	8.286	56.946	2	8.453	56.251
49	20.551	57.881	56	1 LAP	1:01.892	68	3 LAPS	1:13.946	57	1 LAP	1:00.377	57	1 LAP	59.270
21	24.280	58.119	49	22.788	58.357	56	1 LAP	1:02.115	56	1 LAP	1:02.194	49	29.331	57.952
14	27.471	57.743	21	25.901	57.741	49	25.409	58.498	49	27.463	58.511	21	30.556	57.500
26	35.029	58.289	14	28.963	57.612	21	27.503	57.479	68	3 LAPS	1:12.604	56	1 LAP	1:01.479
3	36.840	58.712	26	36.768	57.859	14	30.694	57.608	21	29.140	58.094	14	41.728	1:06.324
22	37.393	58.001	22	38.985	57.712	26	39.175	58.284	14	31.488	57.251	26	44.196	59.438
33	1 LAP	1:08.231	3	40.048	59.328	22	40.939	57.831	26	40.842	58.124	22	44.807	58.993
39	43.924	1:00.572	39	47.902	1:00.098	3	43.262	59.091	22	41.898	57.416	68	3 LAPS	1:13.540
50	44.253	59.751	20	48.073	59.850	20	51.615	59.419	3	45.343	58.538	3	48.173	58.914
20	44.343	59.415	33	1 LAP	1:04.141	39	51.755	59.730	20	53.912	58.754	20	57.216	59.388
12	45.163	58.401	50	48.736	1:00.603	12	52.623	59.088	39	54.372	59.074	39	57.879	59.591
68	2 LAPS	1:14.809	12	49.412	1:00.369	50	53.114	1:00.255	12	54.738	58.572			
									50	55.780	59.123			

Autoglym Post Historic Touring Car Championship

RACE 8 - LAP CHART

Lap 16			Lap 17			Lap 18			Lap 19			Lap 20		
No	Behind	Laptime	No	Behind	Laptime	No	Behind	Laptime	No	Behind	Laptime	No	Behind	Laptime
55		57.975	55		56.804	55		55.858	55		55.739	55		57.416
12	1 LAP	1:00.328	20	1 LAP	59.145	1	3.621	56.613	1	3.979	56.097	3	1 LAP	1:00.373
50	1 LAP	1:00.179	39	1 LAP	59.416	20	1 LAP	59.548	20	1 LAP	58.614	1	2.716	56.153
1	1.957	56.436	1	2.866	57.713	39	1 LAP	59.708	2	9.236	57.577	2	8.225	56.405
2	6.979	56.501	12	1 LAP	59.773	12	1 LAP	58.961	39	1 LAP	59.846	20	1 LAP	58.967
33	2 LAPS	1:02.695	50	1 LAP	59.733	2	7.398	57.022	12	1 LAP	59.818	39	1 LAP	59.510
57	1 LAP	59.027	68	4 LAPS	1:13.168	50	1 LAP	1:00.147	50	1 LAP	59.011	12	1 LAP	59.124
49	28.769	57.413	2	6.234	56.059	57	1 LAP	59.198	57	1 LAP	59.712	50	1 LAP	58.881
21	30.283	57.702	57	1 LAP	59.549	68	4 LAPS	1:12.728	49	33.519	58.387	57	1 LAP	59.382
56	1 LAP	1:00.774	33	2 LAPS	1:03.431	33	2 LAPS	1:02.862	21	34.887	58.183	49	33.382	57.279
14	42.610	58.857	49	29.293	57.328	49	30.871	57.436	33	2 LAPS	1:04.939	21	34.755	57.284
26	44.460	58.239	21	31.094	57.615	21	32.443	57.207	68	4 LAPS	1:13.094	33	2 LAPS	1:02.484
22	45.031	58.199	56	1 LAP	1:01.324	56	1 LAP	1:01.959	14	49.535	58.684	26	53.276	1:00.828
3	49.243	59.045	14	44.070	58.264	14	46.590	58.378	26	49.864	58.103	22	53.650	1:00.519
			26	45.411	57.755	26	47.500	57.947	22	50.547	57.907	68	4 LAPS	1:14.499
			22	46.085	57.858	22	48.379	58.152	56	1 LAP	1:05.657	14	58.868	1:06.749
			3	51.039	58.600	3	53.665	58.484				56	1 LAP	1:09.347